

Euro Twin Bar Lite

PROJECT:

TYPE:


SOURCE:

NOTES:

PURELED SPECIFICATIONS PER HEAD



LED Chip	Cree XHP-50-2 Plug and Play field replaceable LED board
Luminaire Output	420 Lumens @ 700mA (4 watts), 240 Lumens @ 350mA (2 watts), delivered from luminaire with unobstructed beam.
Lumens Per Watt	105 Lumens minimum @ 4 watts, delivered from luminaire with unobstructed beam
CRI (3000K)	90+
Colour Temperatures	2700K, 3000K, 4000K
Beam Angles	15, 25, 38, 60
Ingress Protection	IP66

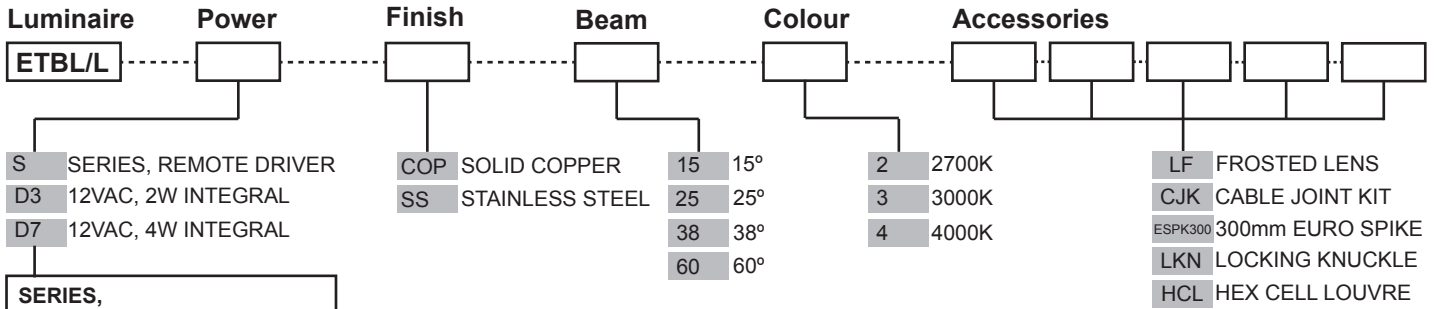


Warranty	Electronics = 5 years Body Cop/ SS = 10 years
Standards	AS/NZS 61046 cUL 1838, 2108 CSA C22.2 No. 250.7, No. 250.0-08 CE

PRODUCT CONFIGURATION

Please fill in appropriate codes into boxes provided

Cat. No. ETBL/L



SERIES, REMOTE DRIVER REQUIRED:
Constant current driver
Individual fixtures require 12vdc @ 700mA maximum

12VAC INTEGRAL DRIVER:
Hunza integrated Plug and Play Driver (included)
Input: 9-15VAC, 10 watts total.
Output: 6vdc @ D3=350mA, D7=700mA

OTHER LAMP OPTIONS:

ETBL/H - MR11 Halogen 12V Lamp
ETBL/M11L - MR11 LED Retrofit 12V Lamp (lamps vary by market - please refer to supplier for details)

[Click here for halogen specification sheet](#)

[Click here for Remote Power Supply Guidance Charts](#)

LUMINAIRE CONSTRUCTION

CNC machined from one of the following metals:

Copper:

Body: 44mm x 80mm (1^{3/4}" x 3^{1/8}") copper rod.

Bar: 25mm x 250mm (1" x 10") copper bar.

Spike: 11mm x 150mm (3/8" x 6") copper rod.

316 Stainless Steel

Body: 44mm x 80mm (1^{3/4}" x 3^{1/8}") stainless steel rod.

Bar: 25mm x 250mm (1" x 10") 316 stainless steel bar.

Spike: 11mm x 150mm (3/8" x 6") 316 stainless steel rod.

Lens:

6mm (1/4") extra clear low iron flush fit shatter resistant glass.

Lifetime Warranty.

Gaskets:

Silicone, iron impregnated 220°C (428°F)

Knuckles:

Copper luminaires: 360° rotation and 0-90° elevation, solid brass with anti rust spring.

Stainless Steel luminaires: 360° rotation and 0-90° elevation, full stainless steel construction.

Mounting:

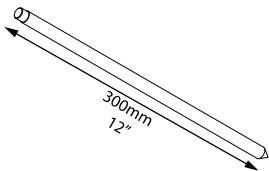
Spikes 150mm (6") or 300mm (12") are mounted directly into the earth.

Luminaire Weight:

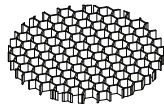
Cop: 1.900kg (4lb 3oz)

SS: 1.550kg (3lb 7oz)

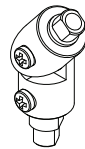
ACCESSORIES



300mm (12") Spike



Hex Cell Louvre

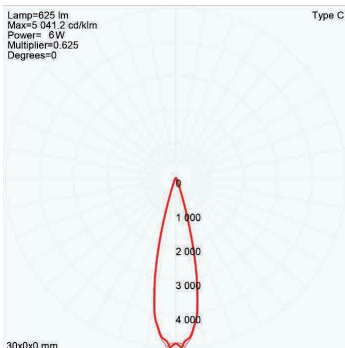


Locking Knuckle

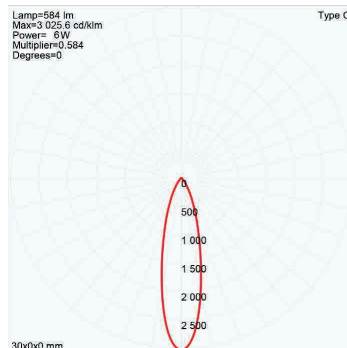
BEAM ANGLES

High efficiency PMMA TIR lenses. Field replaceable

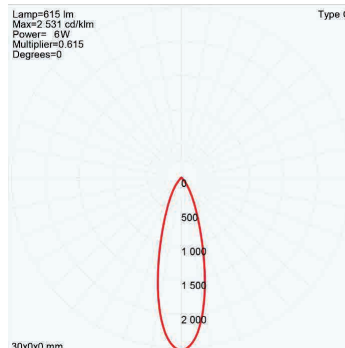
IES files available for download: hunzalighting.com/downloads



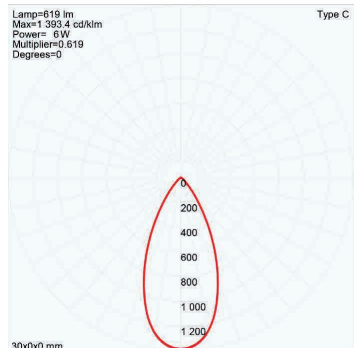
15° FWHM TIR



25° FWHM TIR



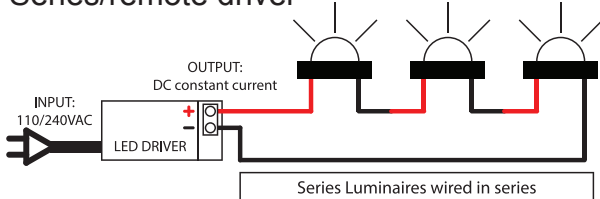
38° FWHM TIR



60° FWHM TIR

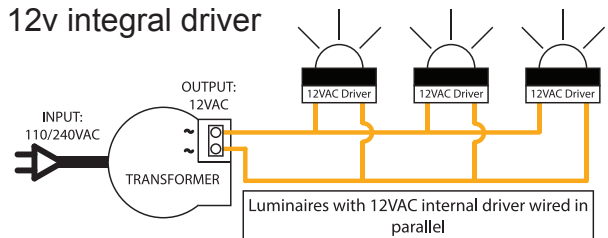
WIRING GUIDE

Series/remote driver



Available for download: hunzalighting.com/downloads

12v integral driver



Diagrams are a guide only, wire colours and polarity may change depending on fixture and country

Specifications may change without notification

Aug 2017

HUNZA™ PURE OUTDOOR LIGHTING

HUNZA FACTORY 130 Felton Mathew Ave
Saint Johns
Auckland 1072
New Zealand

Ph: +64-9-528 9471
Fax: +64-9-528 9361
hunza@hunza.co.nz
www.hunzalighting.com

INTERNATIONAL CONTACTS:
<http://www.hunzalighting.com/contact.php>

This document contains proprietary information of Hunza. Its receipt or possession does not convey any rights to reproduce or disclose its content.