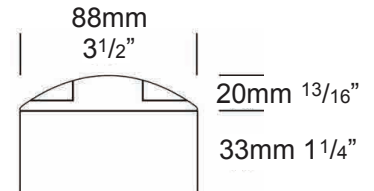


## Path Lite Surface Mount

PROJECT:
TYPE:
SOURCE:
NOTES:

### PURELED SPECIFICATIONS

<b>LED Chip</b>	Cree XPG-3 Plug and Play field replaceable LED board
<b>Luminaire Output</b>	120 Lumens @ 700mA (2 watts), 60 Lumens @ 350mA (1 watt), delivered from luminaire with unobstructed beam.
<b>Lumens Per Watt</b>	60 Lumens @ 2 watts minimum, delivered from luminaire with unobstructed beam
<b>CRI (3000K)</b>	90+
<b>Colour Temperatures</b>	2700K, 3000K, 4000K
<b>Beam Angles</b>	90°, 90° x 90°, 180°, 270°, 360°
<b>Ingress Protection</b>	IP66



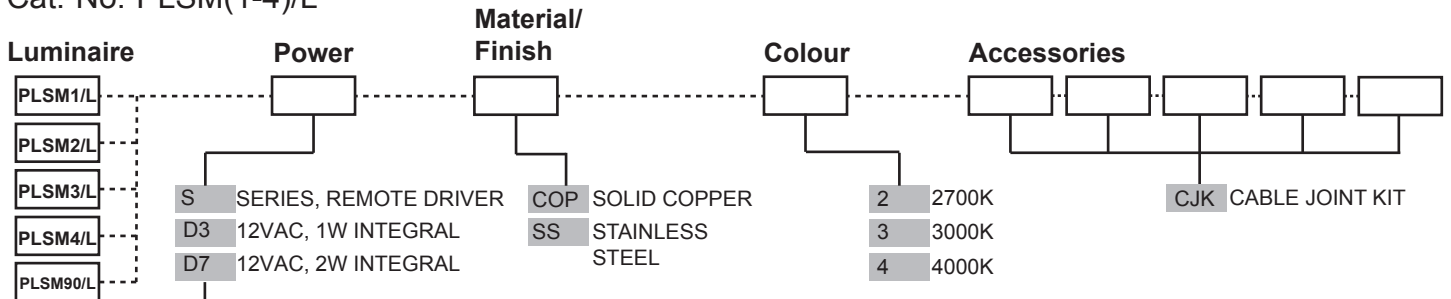
<b>Warranty</b>	Electronics = 5 years Body Cop/SS = 10 years
<b>Standards</b>	AS/NZS 61046 cUL 1838, 2108 CSA C22.2 No.250.7, No.250.0-08 CE



### PRODUCT CONFIGURATION

Please fill in appropriate codes into boxes provided

Cat. No. PLSM(1-4)/L



**SERIES, REMOTE DRIVER REQUIRED:**  
Constant current driver  
Individual fixtures require 3vdc @ 700mA maximum

**12VAC INTEGRAL DRIVER:**  
Hunza Buckbullet driver (included)  
Input: 12VAC.  
Output: 3vdc @ D3=350mA, D7=700mA

**OTHER LAMP OPTIONS:**  
PLSM(1-4)/H - G4 Halogen 12V Lamp  
PLSM(1-4)/GL - G4 LED Retrofit 12V Lamp (lamps vary by market - please refer to supplier for details)

[Click here for halogen specification sheet](#)

[Click here for Remote Power Supply Guidance Charts](#)

# LUMINAIRE CONSTRUCTION

CNC machined from one of the following

**metals:**

**Copper**

Body: 88mm (3<sup>1/2</sup>" ) x 9mm (3/8" ) copper tube.

End cap: solid copper 63.5mm (2<sup>1/2</sup>" ) rod.

Flange: solid copper 88mm (3<sup>1/2</sup>" ) rod.

**316 Stainless Steel**

Body: solid 316 stainless steel 88mm (3<sup>1/2</sup>" ) x 9mm (3/8" ).

End cap: solid 316 stainless steel 63.5 (2<sup>1/2</sup>" ) rod.

Flange: 316 stainless steel 88mm (3<sup>1/2</sup>" ) rod.

**Lens:**

TIR Borosilica glass lens.

Lifetime warranty.

**Gaskets:**

Silicone, iron impregnated 220°C (428°F)

**Mounting:**

The luminaire is secured to the ground by three mounting screws.

**Luminaire Weight:**

Cop: 1.300kg (2lb 14oz)

SS: 1.000kg (2lb 3oz)

---

## ACCESSORIES

---

## BEAM ANGLES

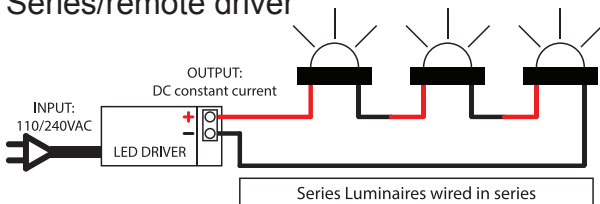
High efficiency PMMA TIR lenses. Field replaceable

IES files available for download: [hunzalighting.com/downloads](http://hunzalighting.com/downloads)

---

## WIRING GUIDE

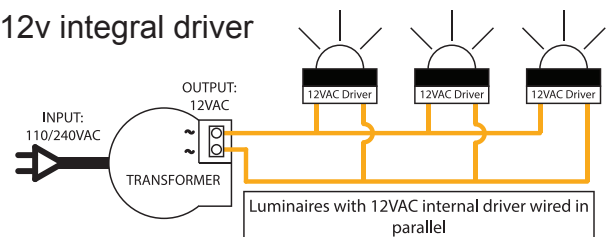
### Series/remote driver



Diagrams are a guide only, wire colours and polarity may change depending on fixture and country

Available for download: [hunzalighting.com/downloads](http://hunzalighting.com/downloads)

### 12v integral driver



Specifications may change without notification

Aug 2017