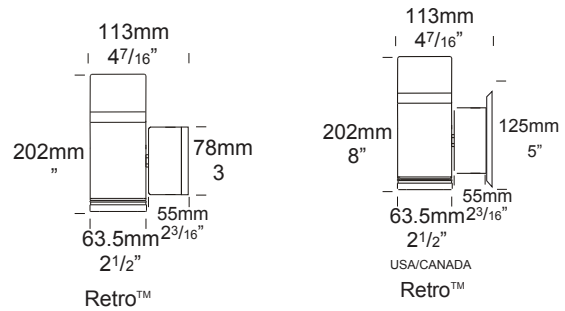
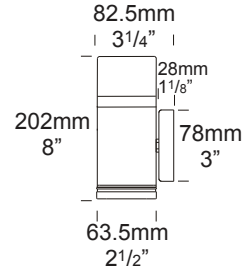


Pillar Pagoda Lite

PROJECT:
TYPE:
SOURCE:
NOTES:

PURELED SPECIFICATIONS PER END

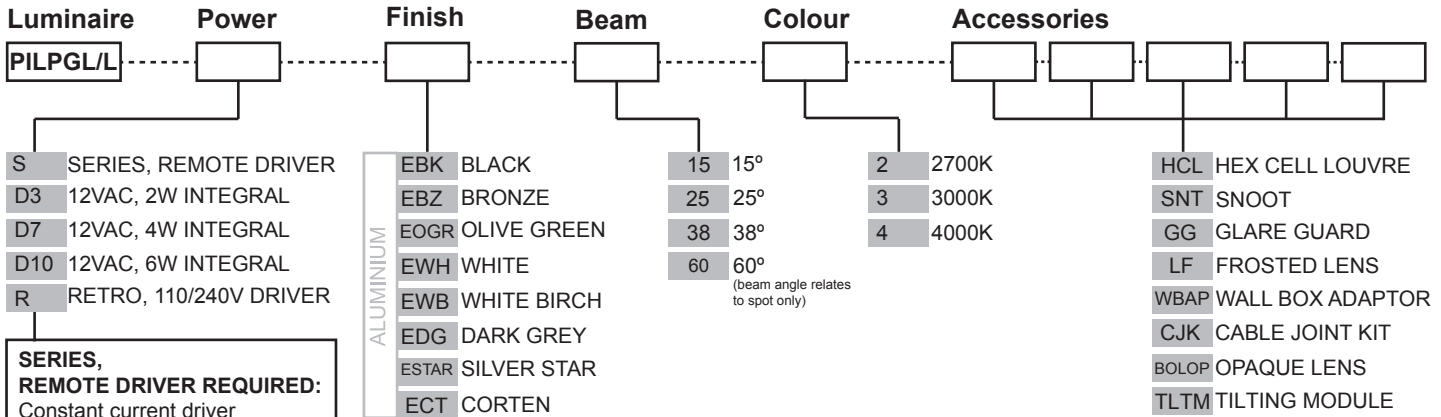
LED Chip	Cree XHP-50-2 Plug and Play field replaceable LED board
Luminaire Output Per Head	510 Lumens @ 1050mA (6 watts), 340 Lumens @ 700mA (4 watts), 160 Lumens @ 350mA (2 watts), delivered from luminaire with unobstructed beam.
Lumens Per Watt	85 Lumens minimum @ 6 watts, delivered from luminaire with unobstructed beam
CRI (3000K)	90+
Colour Temperatures	2700K, 3000K, 4000K
Beam Angles	15, 25, 38, 60/360
Ingress Protection	IP66
Warranty	Electronics = 5 years Body Cop/ SS = 10 years Body Aluminium = 5 years
Standards	AS/NZS 61046, EN60598 cUL 1838, 2108, 1598 CSA C22.2 No. 250.7, No. 250.0-08, No. 250.0 CE



PRODUCT CONFIGURATION

Please fill in appropriate codes into boxes provided

Cat. No. PILPGL/L



SERIES, REMOTE DRIVER REQUIRED:
Constant current driver
Individual fixtures require 12vdc @ 1050mA maximum

12VAC INTEGRAL DRIVER:
Hunza integrated plug and play driver (included)
Input: 9-15VAC.
Output: 6vdc @ D3=350mA, D7=700mA, D10=1050mA (1050mA limited to ≤ 40°C (104°F) ambient temperature in stainless steel)

110/240VAC RETRO DRIVER:
Input: 120/240vac, 5 watt total (driver included)
Output: 12vdc, 700mA
0-10 volt dimming (USA - non dimming)

OTHER LAMP OPTIONS:
PILPGL/H - G4 Halogen 12V Lamp
PILPGL/GL - G4 LED Retrofit 12V Lamp (lamps vary by market - please refer to supplier for details)

[Click here for Remote Power Supply Guidance Charts](#)

[Click here for halogen specification sheet](#)

LUMINAIRE CONSTRUCTION

CNC machined from one of the following metals:

Aluminium:

Body: high corrosion resistant 63.5mm (2^{1/2"}) x 10mm (3/8") aluminium.

Base and Mounting Plate (Retro™): handspun 2mm aluminium disk. Base cast from virgin high corrosion resistant CC401 low copper aluminium alloy chromate substrate and high UV resistant polyester powder coat.

Colours:

Black, Bronze, Silver Star, White, White Birch, Olive Green, Dark Grey, Corten.

Copper:

Body: 63.5mm (2^{1/2"}) x 10mm (3/8").

Base and Mounting Plate (Retro™): handspun 2mm (5/64") copper disk and forged brass.

316 Stainless Steel:

Body: 63.5mm (2^{1/2"}) x 10mm (3/8").

Base and Mounting Plate: investing cast and CNC machined 316 stainless steel.

Lens:

UV stable clear polycarbonate with stainless anti-glare mesh

Gaskets:

Silicone, iron impregnated 220°C (428°F)

Mounting:

12 volt: the luminaire is mounted to the wall using two 316 stainless screws through a shallow base 28mm (1^{1/8"}) in depth.

Retro™ (110/240-12volt): a mounting plate is fixed to the wall using two screws and the luminaire is fitted to the mounting plate.

Luminaire Weight:

Low voltage

Alum: 0.860kg (1lb 14oz)

Cop: 1.900kg (4lb 3oz)

SS: 1.800kg (3lb 15oz)

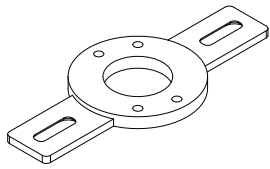
Retro™

Alum: 1.200kg (2lb 10oz)

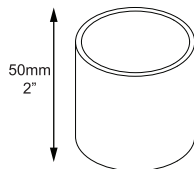
Cop: 2.200kg (4lb 14oz)

SS: 2.100kg (4lb 10oz)

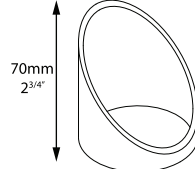
ACCESSORIES



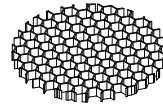
Wall Box Adaptor



Snoot



Glare Guard

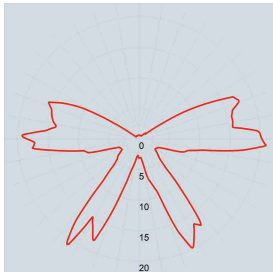


Hex Cell Louvre

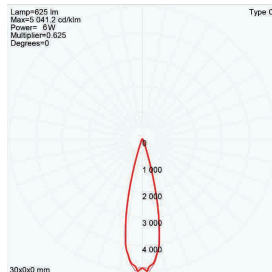
BEAM ANGLES

High efficiency PMMA TIR lenses. Field replaceable

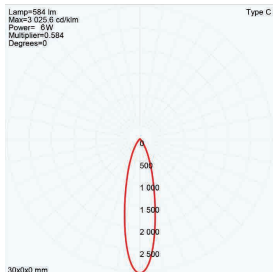
IES files available for download: hunzalighting.com/downloads



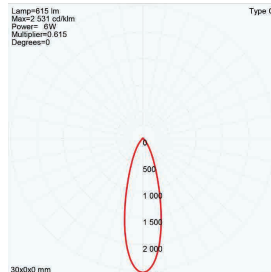
Polycarbonate lens top light source



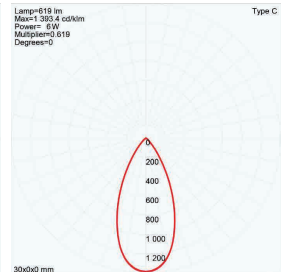
15° FWHM TIR spot light source



25° FWHM TIR spot light source



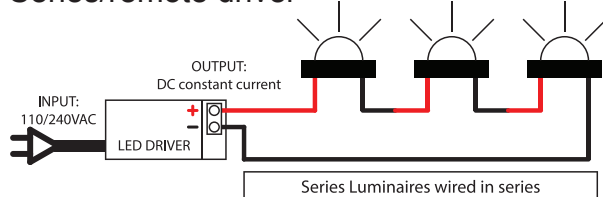
38° FWHM TIR spot light source



60° FWHM TIR spot light source

WIRING GUIDE

Series/remote driver



Diagrams are a guide only, wire colours and polarity may change depending on fixture and country

Available for download: hunzalighting.com/downloads

12v integral driver

