

## Step Lite Square

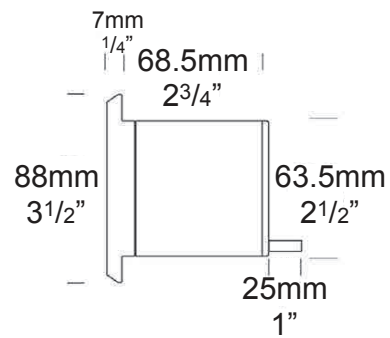
PROJECT:

TYPE:

SOURCE:

NOTES:

### PURELED SPECIFICATIONS

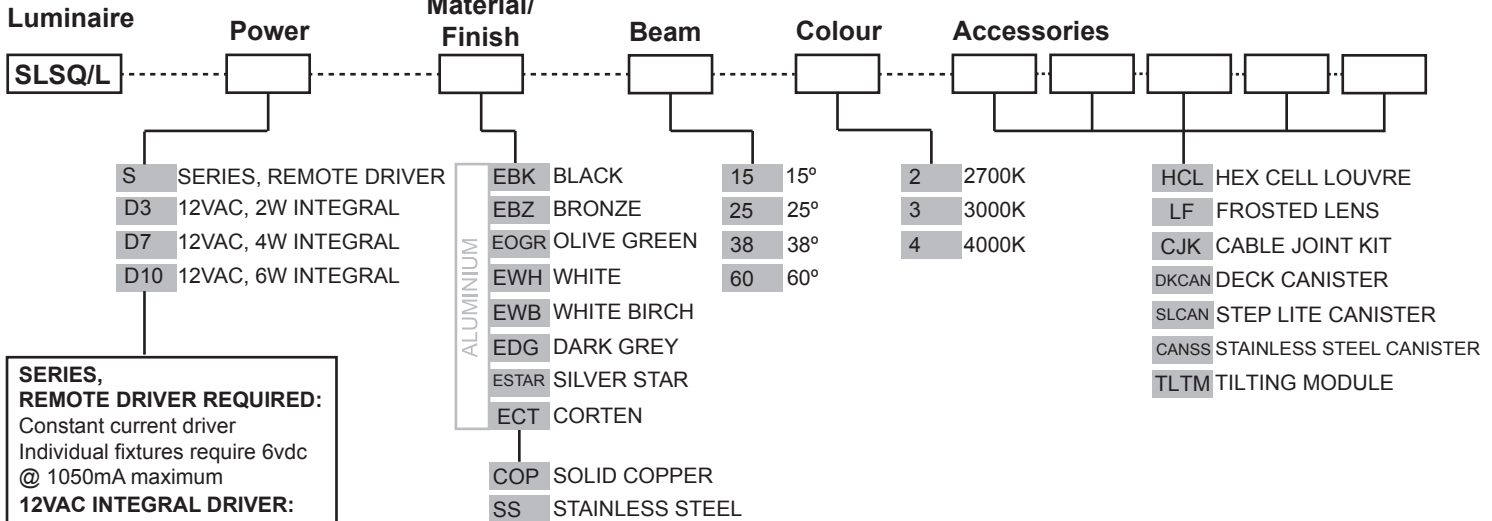


<b>LED Chip</b>	Cree XHP-50-2 Plug and Play field replaceable LED board
<b>Luminaire Output</b>	600 Lumens @ 1050mA (6 watts), 420 Lumens @ 700mA (4 watts), 240 Lumens @ 350mA (2 watts), delivered from luminaire with unobstructed beam.
<b>Lumens Per Watt</b>	100 Lumens @ 6 watts minimum, delivered from luminaire with unobstructed beam
<b>CRI (3000K)</b>	90+
<b>Colour Temperatures</b>	2700K, 3000K, 4000K
<b>Beam Angles</b>	15, 25, 38, 60
<b>Ingress Protection</b>	IP67
<b>Warranty</b>	Electronics = 5 years Body Cop/SS = 10 years Body Aluminium = 5 years
<b>Standards</b>	AS/NZS 61046 cUL 1838, 2108 CSA C22.2 No.250.7, No.250.0-08 CE

### PRODUCT CONFIGURATION

Please fill in appropriate codes into boxes provided

Cat. No. SLSQ/L



**SERIES, REMOTE DRIVER REQUIRED:**  
Constant current driver  
Individual fixtures require 6vdc @ 1050mA maximum

**12VAC INTEGRAL DRIVER:**  
Hunza integrated plug and play driver (included)  
Input:9-15VAC.  
Output: 6vdc @ D3=350mA, D7=700mA, D10=1050mA (1050mA limited to ≤ 40°C (104°F) ambient temperature in stainless steel)

**OTHER LAMP OPTIONS:**  
 SLSQ/H - MR16 Halogen 12V Lamp  
 SLSQ/SL - MR16 LED Retrofit 12V Lamp (lamps vary by market - please refer to supplier for details)  
 SLSQ/GUH - GU10 120/240V Halogen Lamp (body length increases for all GU10 lamps)  
 SLSQ/GUSL - GU10 LED Retrofit 120/240V Lamp (lamps vary by market - please refer to supplier for details)

[Click here for halogen specification sheet](#)

[Click here for Remote Power Supply Guidance Charts](#)

# LUMINAIRE CONSTRUCTION

**CNC machined from one of the following metals:**

**Aluminium:**

Body: high corrosion resistant 63.5mm (2<sup>1/2</sup>" x 10mm (3/8") aluminium.

Flange: 90mm x 90mm (3<sup>1/2</sup>" x 3<sup>1/2</sup>") solid aluminium rod.

End cap: solid aluminium 63.5mm (2<sup>1/2</sup>" rod with chromate substrate and high UV resistant polyester powder coat.

Colours:

Black, Bronze, Silver Star, White, White Birch, Olive Green, Dark Grey, Corten.

**Copper:**

Body: 63.5mm (2<sup>1/2</sup>" x 10mm (3/8").

Flange: 90mm x 90mm (3<sup>1/2</sup>" x 3<sup>1/2</sup>") solid copper rod.

End cap: solid copper 63.5mm (2<sup>1/2</sup>" rod.

**316 Stainless Steel:**

Body: 63.5mm (2<sup>1/2</sup>" x 10mm (3/8").

Flange: 90mm x 90mm (3<sup>1/2</sup>" x 3<sup>1/2</sup>") solid 316 stainless steel.

End cap: solid 316 stainless steel 63.5 (2<sup>1/2</sup>" rod.

**Step Lens:**

10mm (3/8") extra clear, low iron, flush fit, shatter resistant glass.

Lifetime warranty

**Gaskets:**

Silicone, iron impregnated 220°C (428°F)

**Mounting:**

Designed to fit through a 66mm (2<sup>5/8</sup>") hole and be fixed into position by two screws in the flange or a Step Lite Canister (see accessories) can be used which maintains the aesthetic look of the flange by eliminating the two screw holes in the flange.

**Luminaire Weight:**

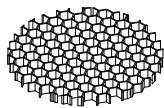
Low voltage

Alum: 0.465kg (1lb)

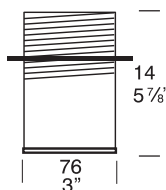
Cop: 1.340kg (2lb 15oz)

SS: 1.055kg (2lb 5oz)

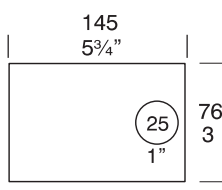
## ACCESSORIES



Hex Cell Louvre



Deck Canister

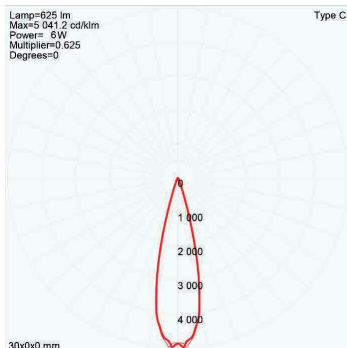


Step Lite & Stainless Steel Canister

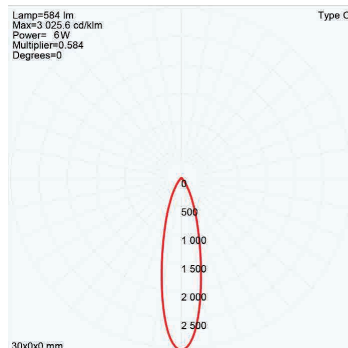
## BEAM ANGLES

High efficiency PMMA TIR lenses. Field replaceable

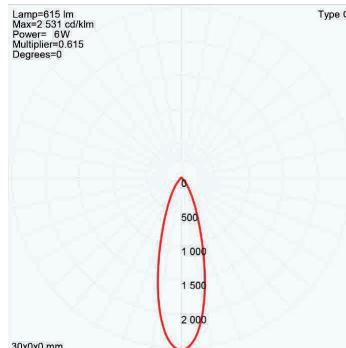
IES files available for download: [hunzalighting.com/downloads](http://hunzalighting.com/downloads)



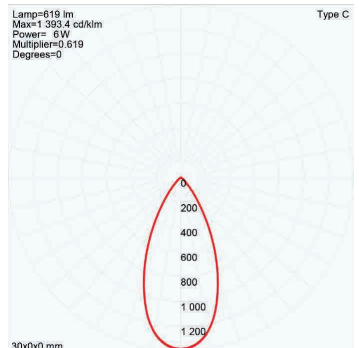
15° FWHM TIR



25° FWHM TIR



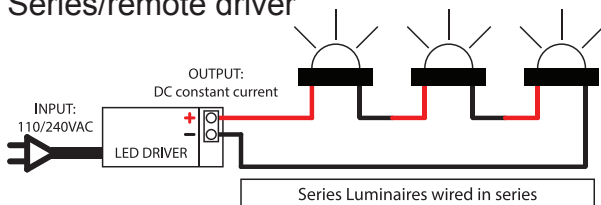
38° FWHM TIR



60° FWHM TIR

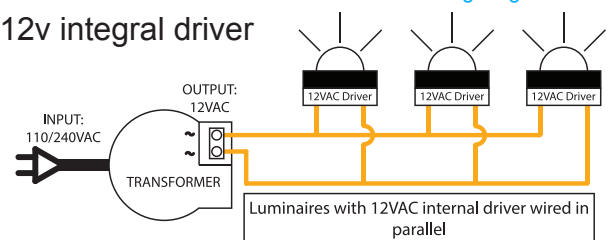
## WIRING GUIDE

Series/remote driver



Series Luminaires wired in series

12v integral driver



Luminaires with 12VAC internal driver wired in parallel

Diagrams are a guide only, wire colours and polarity may change depending on fixture and country

Available for download: [hunzalighting.com/downloads](http://hunzalighting.com/downloads)

Specifications may change without notification

Aug 2017