

## Washer PURE LED

PROJECT:

TYPE:

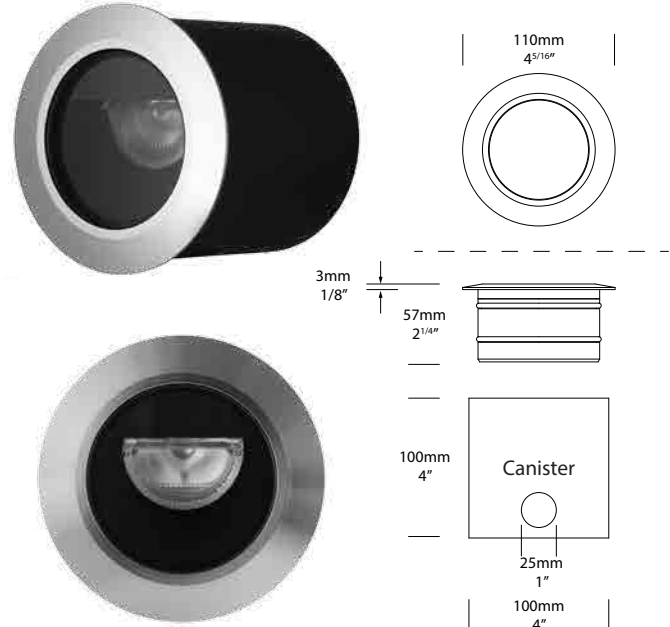
SOURCE:

NOTES:

### SPECIFICATIONS



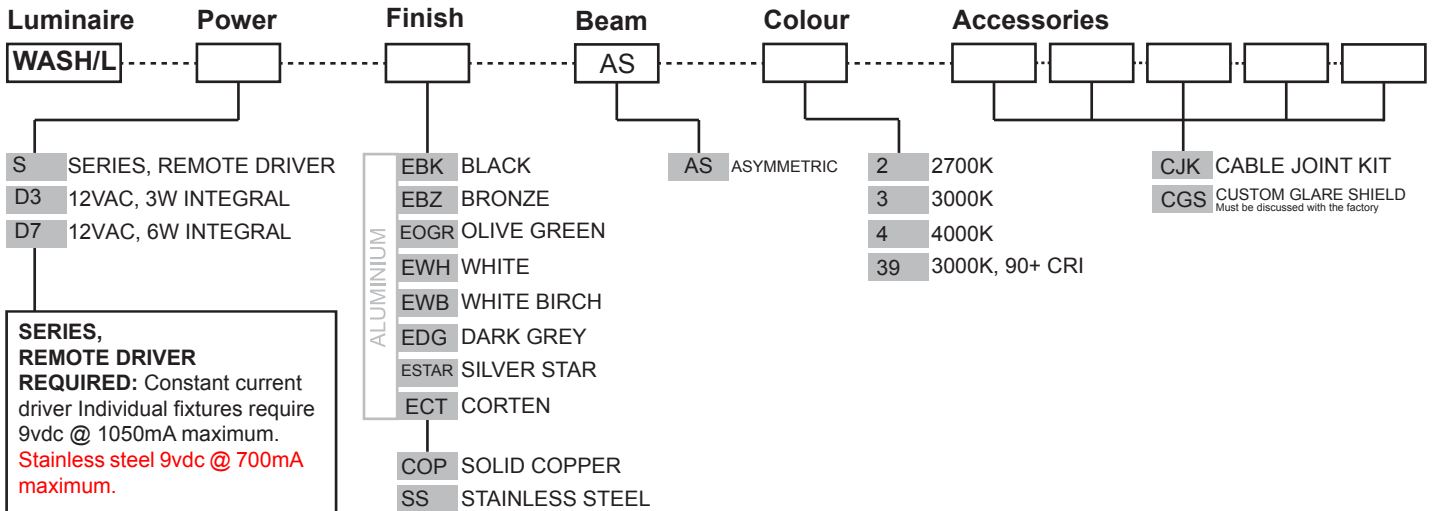
<b>LED Chip</b>	Cree CXA 1304 field replaceable LED board
<b>Luminaire Output</b>	600 Lumens @ 1050mA (9 watts), Delivered from Luminaire with unobstructed beam.
<b>Lumens Per Watt</b>	66 Lumens minimum @ 9 watts, Delivered from Luminaire with unobstructed beam
<b>CRI (3000K)</b>	80 Standard, 90+ Optional
<b>Colour Temperatures</b>	2700K, 3000K, 4000K
<b>Beam Angles</b>	Asymmetric Wash
<b>Ingress Protection</b>	IP68
<b>Inverse Kinematics Rating</b>	IK10
<b>Maximum Load</b>	2000kgs (4400lbs)
<b>Warranty</b>	Electronics = 5 years Body Cop/SS = 10 years Body Aluminium = 5 years
<b>Standards</b>	BS/EN 60598.2.2, 60598.2.18, 60598.1 cUL 1838, 2108 CE



### PRODUCT CONFIGURATION

Please fill in appropriate codes into boxes provided

Cat. No. WASH/L



**SERIES, REMOTE DRIVER REQUIRED:** Constant current driver Individual fixtures require 9vdc @ 1050mA maximum.  
**Stainless steel 9vdc @ 700mA maximum.**

**12VAC INTEGRAL DRIVER: Transformer required**  
 Hunza integrated plug and play driver  
 Input: 9-15VAC.  
 Output: 9vdc @ D3=350mA, D7=700mA, limited to ≤ 40°C (104°F) ambient temperature in Stainless Steel)

[Click here for Remote Power Supply Guidance Charts](#)

# LUMINAIRE CONSTRUCTION

**CNC machined from one of the following metals:**

**Aluminium:**

Body - High corrosion resistant 88.9mm (3<sup>1/2</sup>" ) 6061 aluminium. Flange - solid aluminium 115mm (4<sup>1/2</sup>" ) rod, Finished with chromate substrate, Epoxy layer and a UV resistant polyester powder coat colour.

**Colours:**

Black, Bronze, Silver Star, White, White Birch, Olive Green, Dark Grey, Corten.

**Copper:**

Body - 88.9mm (3<sup>1/2</sup>" ). Flange - solid copper 115mm (4<sup>1/2</sup>" ) rod.

**316 Stainless Steel:**

Body - 88.9mm (3<sup>1/2</sup>" ). Flange - solid 316 stainless steel 115mm (4<sup>1/2</sup>" )

**Step Lens:**

10mm (25/64") Extra clear, low iron, shatter resistant glass. Lifetime warranty

**Gaskets:**

Silicone, iron impregnated 220°C (428°F)

**Cable:**

Water resistant rubber

**Mounting:**

The Washer comes with a PVC mounting canister for casting into the ground, vertical surface or into concrete.

Maximum drive over speed 10 kp/h (6mp/h) with a maximum load rating of 2000kgs (4400lbs).

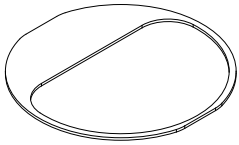
**Luminaire Weight:**

Stainless Steel 1.5kg (3lbs 5oz)

Solid Copper 1.6kg (3lbs 8oz)

Aluminium 1kg (2lbs 3oz)

## ACCESSORIES

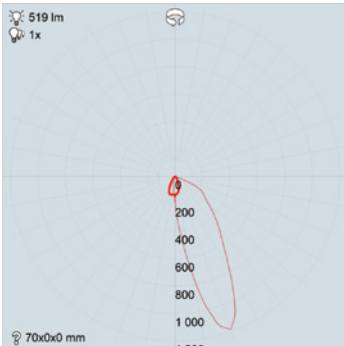


Custom Glare Shield  
Must be discussed with the factory

## BEAM ANGLES

High efficiency Reflectors. Field replaceable

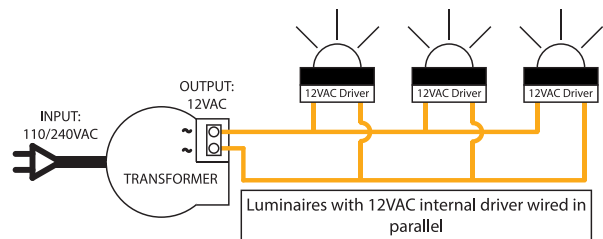
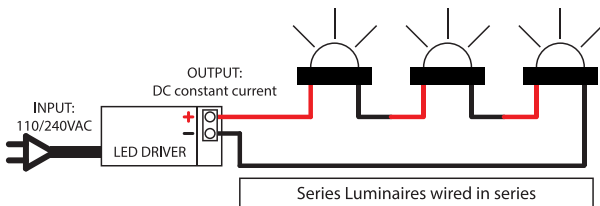
IES files available for download: [hunzalighting.com/downloads](http://hunzalighting.com/downloads)



ASYMMETRIC LENS

## WIRING GUIDE

Available for download: [hunzalighting.com/downloads](http://hunzalighting.com/downloads)



Diagrams are a guide only, wire colours and polarity may change depending on fixture and country