

Luminaire Construction

CNC machined from one of the following metals:

Aluminium

RGPPPP

ROLGDOPLLPDG

PPROLGPP

ROLGDOPLLP

FRUURLRULWDWLWEURPDW

EWUDWDGULWDW

SROWUSRGUFRDWRORU

ODENURLWLOUWDU

316 Stainless Steel

Body: 40mm (1 9/16") x 40mm (1 9/16") 316 stainless steel Head: 40mm (1 9/16") x 40mm (1 9/16") 316 stainless steel.

Luminaire Features

Lens

EUOLFO

Gasket

LOLFRURLPSUDWGF

Accessories

DEORLWLWDW

:DOORGDSWRUDW

DOORW)LG3ODWDW0

DOORWGMWDEO3ODW

DW0

Mounting

OPLDLULPRWGWRW

DOOLWRDEU

WURDPRWLGLN

Technical Information

Standards

3UL 1838, 2108

LED

U(3ODG3ODILOG

USODEFDEO(ERDUG

Lumen Output: P

Lumens Per watt: PLLPP

CRI Warm White (3000k):

Colour Temp: 2700K, 3000K, 000K, 000K

High CRI Option (3000K): 0

(no tp t)

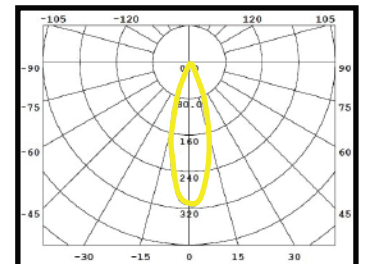
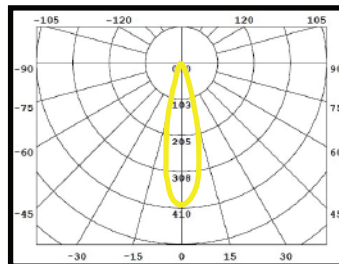
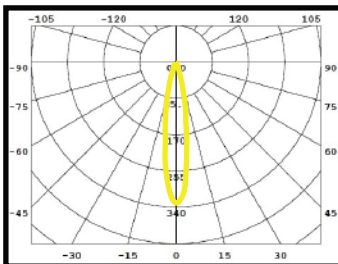
Power Supply

External (Series) Driver

Con t nt nt i

O tp t: 3 t 0 0 i

Reflector Beam Angles



HUNZA™ R OOR I H I

H C OR
30 ton th
int ohn
n 0
n

h:
: 3
h n h n on
h n on

I R IO CO C :
h n on ont t php
p i i tion h ng itho t noti
n t in n
0 H n Ho ing t