

Euro Spike Spot PURE LED


PROJECT:
TYPE:
SOURCE:
NOTES:

SPECIFICATIONS



LED Chip	Cree XHP-50-2 Plug and Play field replaceable LED board
Luminaire Output	420 Lumens @ 700mA (4 watts), 240 Lumens @ 350mA (2 watts), delivered from luminaire with unobstructed beam.
Lumens Per Watt	105 Lumens minimum @ 4 watts, delivered from luminaire with unobstructed beam
CRI (3000K)	85+ Standard, 90+ Optional
Colour Temperatures	2700K, 3000K, 4000K
Beam Angles	15, 25, 38, 60
Ingress Protection	IP66

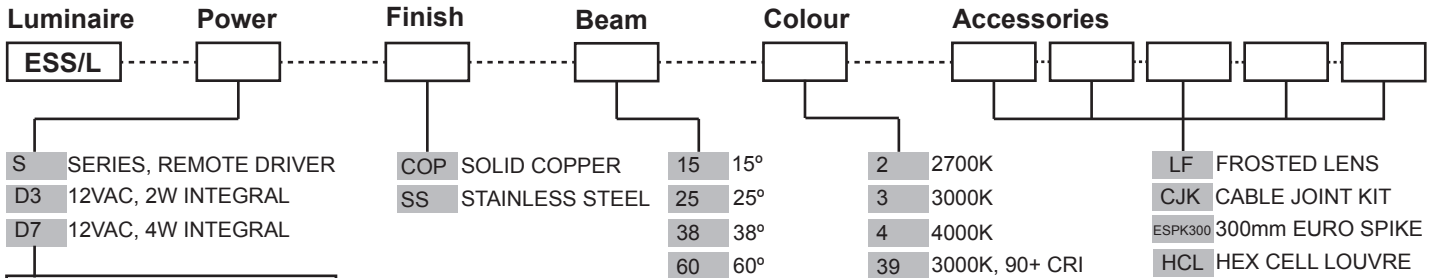
Warranty	Electronics = 5 years Body Cop/ SS = 10 years
Standards	AS/NZS 61046 cUL 1838, 2108 CSA C22.2 No. 250.7, No. 250.0-08 CE



PRODUCT CONFIGURATION

Please fill in appropriate codes into boxes provided

Cat. No. ESS/L



SERIES, REMOTE DRIVER REQUIRED:
Constant current driver
Individual fixtures require 6vdc @ 700mA maximum

12VAC INTEGRAL DRIVER:
Hunza integrated Plug and Play Driver (included)
Input: 9-15VAC
Output: 6vdc @ D3=350mA, D7=700mA

ADDITIONAL COMMENTS:

[Please click for Hunza Power Supply selection Chart](#)
[Please click for Hunza Voltage drop Chart](#)

LUMINAIRE CONSTRUCTION

CNC machined from one of the following metals:

Copper:

Body: 45.5mm (1^{3/4}") copper rod.
 "U" Bracket: 12mm x 3mm (1/2" x 1/8") copper bar.
 Spike: 11mm x 150mm (3/8" x 6") copper rod.

316 Stainless Steel

Body: 45.5mm (1^{3/4}") stainless steel rod.
 "U" Bracket: 12mm x 3mm (1/2" x 1/8") 316 stainless steel bar.
 Spike: 11mm x 150mm (3/8" x 6") 316 stainless steel rod.

Lens:

6mm (1/4") extra clear low iron flush fit shatter resistant glass.
 Lifetime Warranty.

Gaskets:

Silicone, iron impregnated 220°C (428°F)

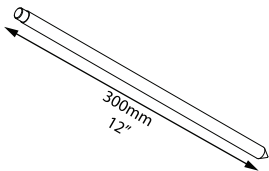
Mounting:

Ground spike 150mm (6") or 300mm (12") mounted directly into the earth.

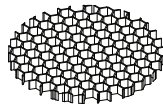
Luminaire Weight:

Cop: 0.550kg (1lb 3oz)
 SS: 0.500kg (1lb 2oz)

ACCESSORIES



300mm (12") Spike

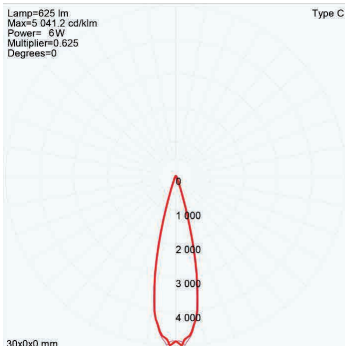


Hex Cell Louvre

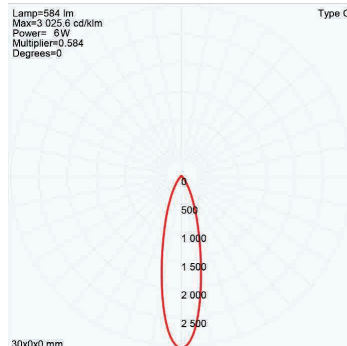
BEAM ANGLES

High efficiency PMMA TIR lenses. Field replaceable

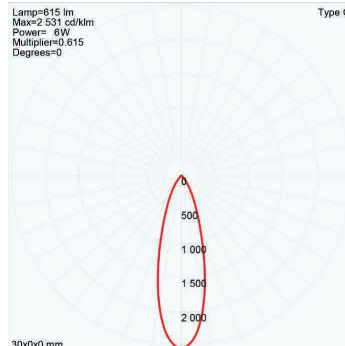
IES files available for download: <http://www.hunzalighting.com/download.php>



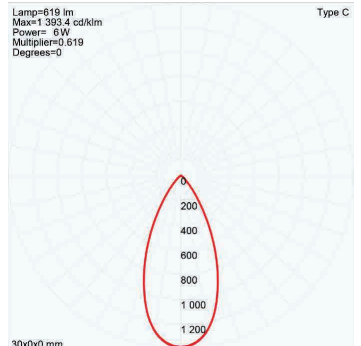
15° FWHM TIR



25° FWHM TIR



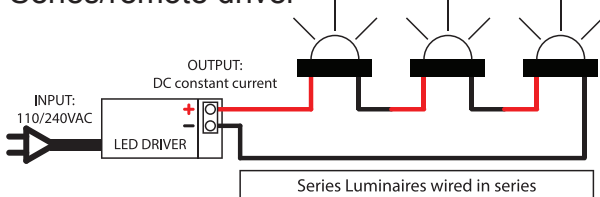
38° FWHM TIR



60° FWHM TIR

WIRING GUIDE

Series/remote driver



Diagrams are a guide only, wire colours and polarity may change depending on fixture and country

available for download: <http://www.hunzalighting.com/download.php>

12v integral driver

