

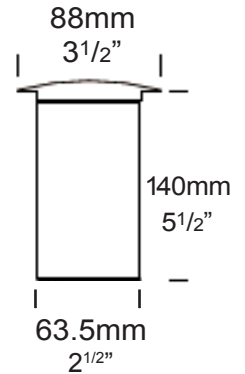
## Floor Lite Dark Lighter PURE LED

PROJECT:
TYPE:
SOURCE:
NOTES:

### SPECIFICATIONS



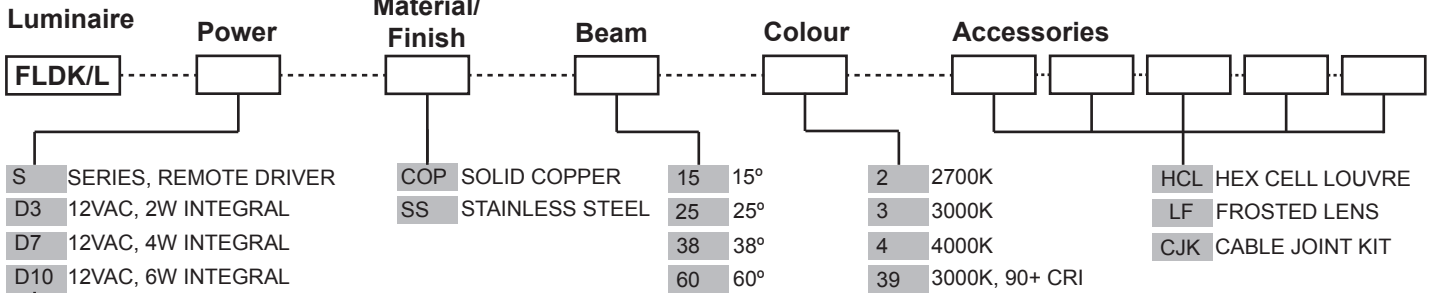
<b>LED Chip</b>	Cree XHP-50-2 Plug and Play field replaceable LED board
<b>Luminaire Output</b>	600 Lumens @ 1050mA (6 watts), 420 Lumens @ 700mA (4 watts), 240 Lumens @ 350mA (2 watts), delivered from luminaire with unobstructed beam.
<b>Lumens Per Watt</b>	100 Lumens @ 6 watts minimum, delivered from luminaire with unobstructed beam
<b>CRI (3000K)</b>	85+ Standard, 90+ Optional
<b>Colour Temperatures</b>	2700K, 3000K, 4000K
<b>Beam Angles</b>	15, 25, 38, 60
<b>Ingress Protection</b>	IP67
<b>Warranty</b>	Electronics = 5 years Body Cop/SS = 10 years
<b>Standards</b>	AS/NZS 61046 cUL 1838, 2108 CSA C22.2 No.250.7, No.250.0-08 CE



### PRODUCT CONFIGURATION

Please fill in appropriate codes into boxes provided

Cat. No. FLDK/L



**SERIES, REMOTE DRIVER REQUIRED:**  
Constant current driver  
Individual fixtures require 6vdc @ 1050mA maximum

**12VAC INTEGRAL DRIVER:**  
Hunza integrated plug and play driver (included)  
Input: 9-15VAC.  
Output: 6vdc @ D3=350mA, D7=700mA, D10=1050mA (1050mA limited to ≤ 40°C (104°F) ambient temperature in stainless steel)

ADDITIONAL COMMENTS:

[Please click for Hunza Power Supply selection Chart](#)  
[Please click for Hunza Voltage drop Chart](#)

# LUMINAIRE CONSTRUCTION

CNC machined from one of the following

**metals:**

**Copper**

Body: 63.5mm (2<sup>1/2</sup>" ) x 10mm (3/8").

End cap: solid copper 63.5mm (2<sup>1/2</sup>" ) rod.

Flange: solid copper 90mm (3<sup>1/2</sup>" ).

**316 Stainless Steel**

Body: solid 316 stainless steel 63.5mm (2<sup>1/2</sup>" ) x 9mm (3/8").

End cap: solid 316 stainless steel 63.5 (2<sup>1/2</sup>" ) rod.

Flange: 316 stainless steel 90mm (3<sup>1/2</sup>" ).

**Lens:**

10mm (3/8") extra clear low iron flush fit shatter resistant glass.

Lifetime warranty.

**Gaskets:**

Silicone, iron impregnated 220°C (428°F)

**Mounting:**

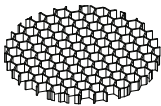
Canister to be cast into concrete, concrete block, brick, etc.

**Luminaire Weight:**

Cop: 2.000kg (4lb 7oz)

SS: 1.630kg (3lb 9oz)

## ACCESSORIES

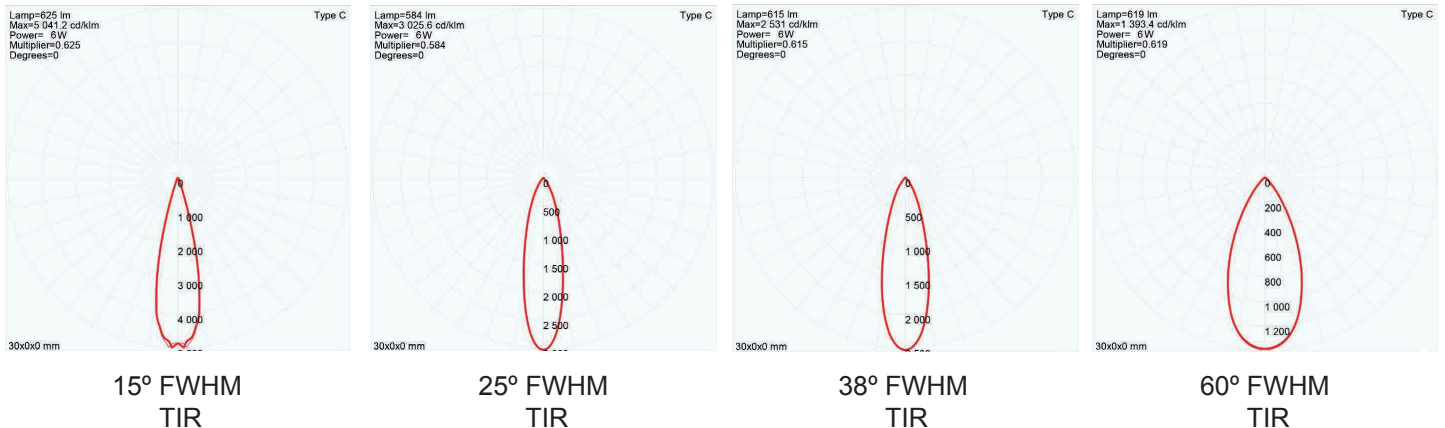


Hex Cell Louvre

## BEAM ANGLES

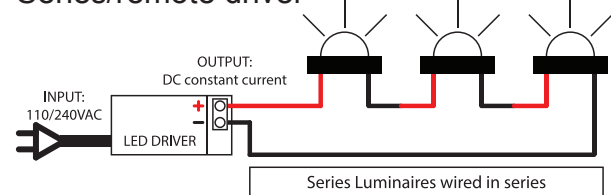
High efficiency PMMA TIR lenses. Field replaceable

IES files available for download: <http://www.hunzalighting.com/download.php>



## WIRING GUIDE

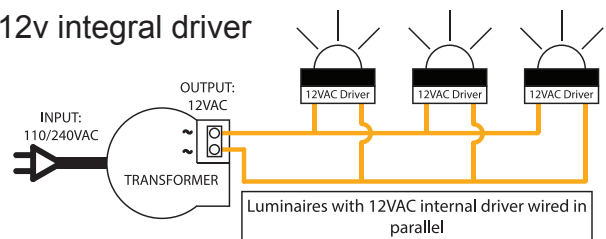
Series/remote driver



Diagrams are a guide only, wire colours and polarity may change depending on fixture and country

available for download: <http://www.hunzalighting.com/download.php>

12v integral driver



Specifications may change without notification

Aug 2017

**HUNZA**™ PURE OUTDOOR LIGHTING

**HUNZA FACTORY** 130 Felton Mathew Ave  
Saint Johns  
Auckland 1072  
New Zealand

Ph: +64-9-528 9471  
Fax: +64-9-528 9361  
hunza@hunza.co.nz  
www.hunzalighting.com

INTERNATIONAL CONTACTS:  
<http://www.hunzalighting.com/contact.php>

This document contains proprietary information of Hunza. Its receipt or possession does not convey any rights to reproduce or disclose its content.