

Floor Lite / Floor Lite Louvre

PROJECT:
TYPE:
SOURCE:
NOTES:

PURELED SPECIFICATIONS

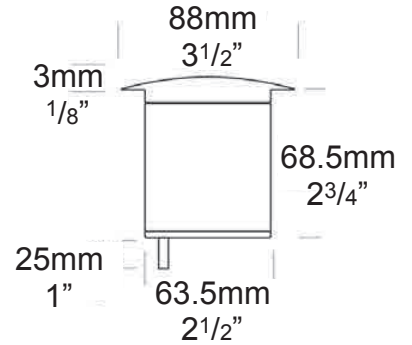
LED Chip	Cree XHP-50-2 Plug and Play field replaceable LED board
Luminaire Output	600 Lumens @ 1050mA (6 watts), 420 Lumens @ 700mA (4 watts), 240 Lumens @ 350mA (2 watts), delivered from luminaire with unobstructed beam.
Lumens Per Watt	100 Lumens @ 6 watts minimum, delivered from luminaire with unobstructed beam
CRI (3000K)	85+ Standard, 90+ Optional
Colour Temperatures	2700K, 3000K, 4000K
Beam Angles	15, 25, 38, 60
Ingress Protection	IP67
Warranty	Electronics = 5 years Body Cop/SS = 10 years
Standards	AS/NZS 61046 cUL 1838, 2108 CSA C22.2 No.250.7, No.250.0-08 CE



FLSP/L



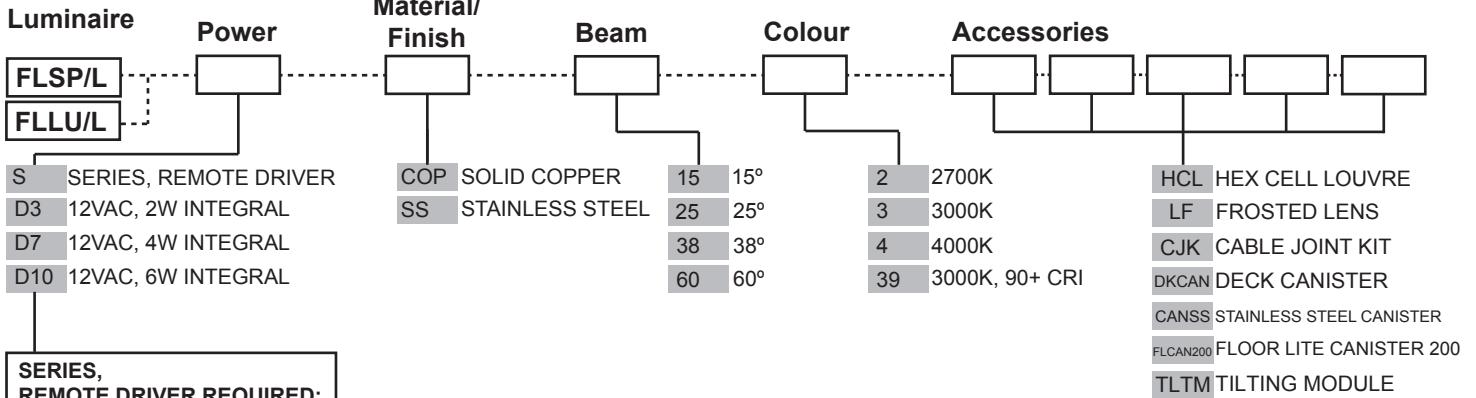
FLLU/L



PRODUCT CONFIGURATION

Please fill in appropriate codes into boxes provided

Cat. No. FLSP/L or FLLU/L



SERIES, REMOTE DRIVER REQUIRED:
Constant current driver
Individual fixtures require 6vdc @ 1050mA maximum

12VAC INTEGRAL DRIVER:
Hunza integrated plug and play driver (included)
Input: 9-15VAC.
Output: 6vdc @ D3=350mA, D7=700mA, D10=1050mA (1050mA limited to ≤ 40°C (104°F) ambient temperature in stainless steel)

OTHER LAMP OPTIONS:
 FLSP/H or FLLU/H- MR16 Halogen 12V Lamp
 FLSP/SL or FLLU/SL - MR16 LED Retrofit 12V Lamp (lamps vary by market - please refer to supplier for details)
 FLSP/GUH or FLLU/GUH - GU10 120/240V Halogen Lamp (body length increases for all GU10 lamps)
 FLSP/GUSL or FLLU/GUSL - GU10 LED Retrofit 120/240V Lamp (lamps vary by market - please refer to supplier for details)

[Click here for halogen specification sheet](#)

Please click for Remote Power Supply Guidance Charts:

- [USA \(page 1\)](#)
- [Rest of the World \(page 1\)](#)

LUMINAIRE CONSTRUCTION

CNC machined from one of the following

metals:

Copper

Body: 63.5mm (2^{1/2}" x 10mm (3/8").

End cap: solid copper 63.5mm (2^{1/2}" rod.

Flange: solid copper 90mm (3^{1/2}").

316 Stainless Steel

Body: solid 316 stainless steel 63.5mm (2^{1/2}" x 9mm (3/8").

End cap: solid 316 stainless steel 63.5 (2^{1/2}" rod.

Flange: 316 stainless steel 90mm (3^{1/2}").

Mounting:

The luminaire is pushed into the canister and is held by two silicone "O" rings.

CANSS, FLCAN200: cast into

concrete, concrete block, brick, etc.

DKCAN: mounted into wooden decks, wooden frames, etc.

Luminaire Weight:

Cop: 1.200kg (2lb 10oz)

SS: 0.995kg (2lb 3oz)

Lens:

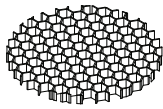
10mm (3/8") extra clear low iron flush fit shatter resistant glass.

Lifetime warranty.

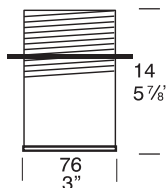
Gaskets:

Silicone, iron impregnated 220°C (428°F)

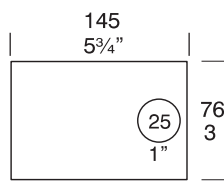
ACCESSORIES



Hex Cell Louvre



Deck Canister



Stainless Steel Canister

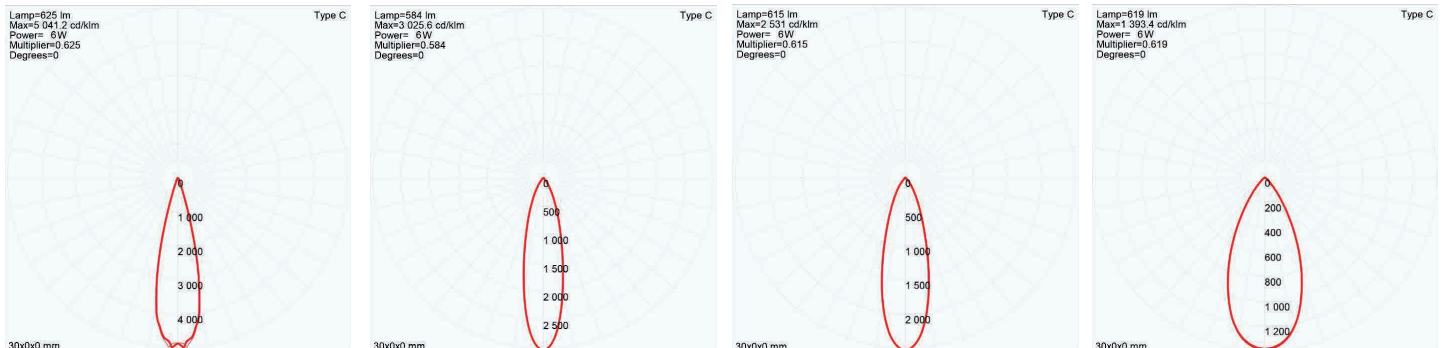


Floor Canister 200

BEAM ANGLES

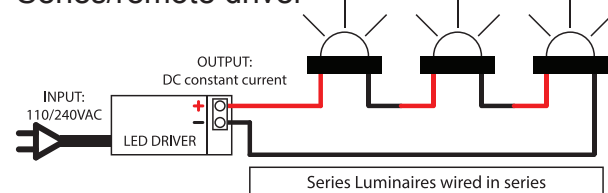
High efficiency PMMA TIR lenses. Field replaceable

IES files available for download: <http://www.hunzalighting.com/download.php>



WIRING GUIDE

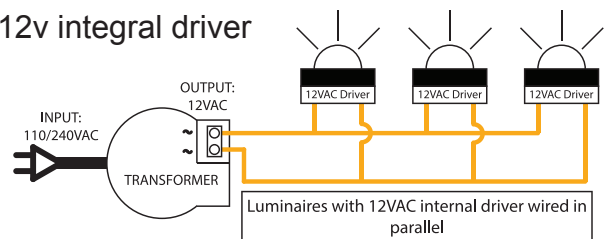
Series/remote driver



Diagrams are a guide only, wire colours and polarity may change depending on fixture and country

available for download: <http://www.hunzalighting.com/download.php>

12v integral driver



Specifications may change without notification

Aug 2017

HUNZA™ PURE OUTDOOR LIGHTING

HUNZA FACTORY 130 Felton Mathew Ave
Saint Johns
Auckland 1072
New Zealand

Ph: +64-9-528 9471
Fax: +64-9-528 9361
hunza@hunza.co.nz
www.hunzalighting.com

INTERNATIONAL CONTACTS:
<http://www.hunzalighting.com/contact.php>

This document contains proprietary information of Hunza. Its receipt or possession does not convey any rights to reproduce or disclose its content.