

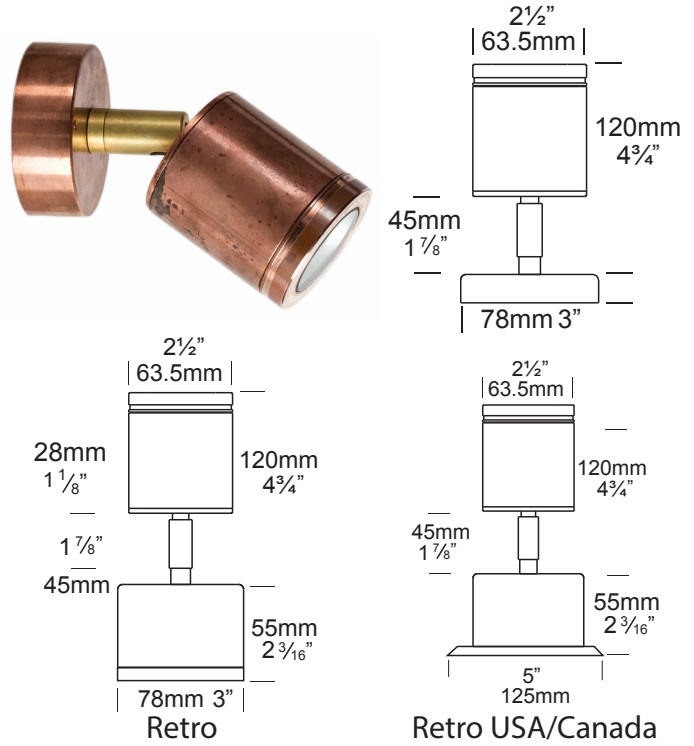
Wall Spot PURE LED

PROJECT:
TYPE:
SOURCE:
NOTES:

SPECIFICATIONS



LED Chip	Cree XHP-50-2 Plug and Play field replaceable LED board
Luminaire Output	600 Lumens @ 1050mA (6 watts), 420 Lumens @ 700mA (4 watts), 240 Lumens @ 350mA (2 watts), delivered from luminaire with unobstructed beam.
Lumens Per Watt	100 Lumens minimum @ 6 watts, delivered from luminaire with unobstructed beam
CRI (3000K)	85+ Standard, 90+ Optional
Colour Temperatures	2700K, 3000K, 4000K
Beam Angles	15, 25, 38, 60
Ingress Protection	IP66
Warranty	Electronics = 5 years Body Cop/ SS = 10 years Body Aluminium = 5 years
Standards	AS/NZS 61046, EN60598 cUL 1838, 2108, 1598 CSA C22.2 No. 250.7, No. 250.0-08, No. 250.0 CE



PRODUCT CONFIGURATION

Please fill in appropriate codes into boxes provided

Cat. No. WS/L

Luminaire	Power	Material/ Finish	Beam	Colour	Accessories
WS/L					
S SERIES, REMOTE DRIVER		ALUMINIUM	15 15°	2 2700K	HCL HEX CELL LOUVER
D3 12VAC, 2W INTEGRAL			25 25°	3 3000K	SNT SNOOT
D7 12VAC, 4W INTEGRAL			EOGR OLIVE GREEN	4 4000K	GG GLARE GUARD
D10 12VAC, 6W INTEGRAL			EWH WHITE	39 3000K, 90+ CRI	LF FROSTED LENS
R RETRO, 110/240V DRIVER			EWB WHITE BIRCH		WBAP WALL BOX ADAPTOR
			EDG DARK GREY		LKN LOCKING KNUCKLE
			ESTAR SILVER STAR		CJK CABLE JOINT KIT
			ECT CORTEN		
			COP SOLID COPPER		
			SS STAINLESS STEEL		

SERIES, REMOTE DRIVER REQUIRED:
Constant current driver
Individual fixtures require 6vdc @ 1050mA maximum

12VAC INTEGRAL DRIVER:
Hunza integrated plug and play driver (included)
Input: 9-15VAC.
Output: 6vdc @ D3=350mA, D7=700mA, D10=1050mA (1050mA limited to ≤ 40°C (104°F) ambient temperature in stainless steel)

110/240VAC RETRO DRIVER:
Input: 120/240vac, 5 watt total (driver included)
Output: 6vdc, 700mA
0-10 volt dimming (USA - non dimming)

ADDITIONAL COMMENTS:

[Please click for Hunza Power Supply selection Chart](#)
[Please click for Hunza Voltage drop Chart](#)

LUMINAIRE CONSTRUCTION

CNC machined from one of the following metals:

Aluminium:

Body: high corrosion resistant 63.5mm (2^{1/2"}) x 10mm (3/8") aluminium.

End cap: solid aluminium 63.5mm (2^{1/2"}) rod.
Base and Mounting Plate (Retro™): handspun 2mm (5/64") aluminium. Base cast from virgin CC401 low copper aluminium alloy chromate substrate and high UV resistant polyester powder coat.

Colours:

Black, Bronze, Silver Star, White, White Birch, Olive Green, Dark Grey, Corten.

Copper:

Body: 63.5mm (2^{1/2"}) x 10mm (3/8").

End cap: solid copper 63.5mm (2^{1/2"}) rod.
Base and Mounting Plate (Retro™): handspun 2mm (5/64") copper disk and forged brass.

316 Stainless Steel:

Body: 63.5mm (2^{1/2"}) x 10mm (3/8").

End cap: solid 316 stainless steel 63.5 (2^{1/2"}) rod.

Base and Mounting Plate (Retro™): investing cast and CNC machined 316 stainless steel.

Step Lens:

10mm (3/8") extra clear, low iron, shatter resistant glass.

Lifetime warranty.

Gaskets:

Silicone, iron impregnated 220°C (428°F).

Knuckles:

Copper luminaires: 360° rotation and 0-90° elevation, solid brass with anti rust spring.

Stainless Steel luminaires: 360° rotation and 0-90° elevation, full stainless steel construction.

Mounting:

12 volt: the luminaire is mounted to the wall using two 316 stainless screws through a shallow base 28mm (1^{1/8"}) in depth.

Retro™ (110/240-12volt): a mounting plate is fixed to the wall using two screws and the luminaire is fitted to the mounting plate.

Luminaire Weight:

Low voltage

Alum: 0.495kg (1lb 1oz)

Cop: 1.300kg (2lb 13oz)

SS: 1.080kg (2lb 6oz)

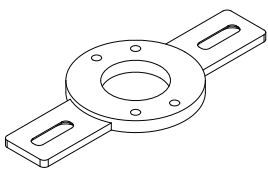
Retro™

Alum: 0.900kg (1lb 15oz)

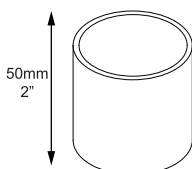
Cop: 1.710kg (3lb 12oz)

SS: 1.500kg (3lb 4oz)

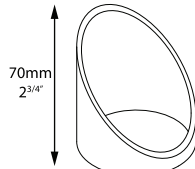
ACCESSORIES



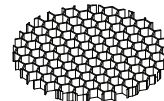
Wall Box Adaptor



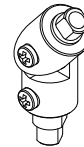
Snoot



Glare Guard



Hex Cell Louvre

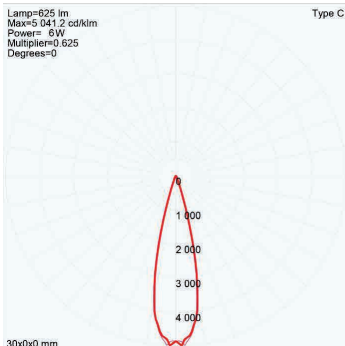


Locking Knuckle

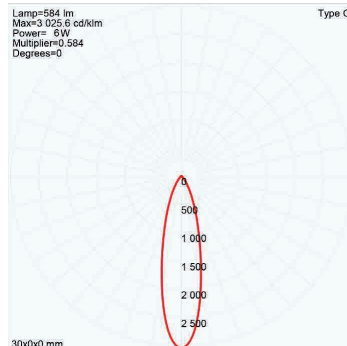
BEAM ANGLES

High efficiency PMMA TIR lenses. Field replaceable

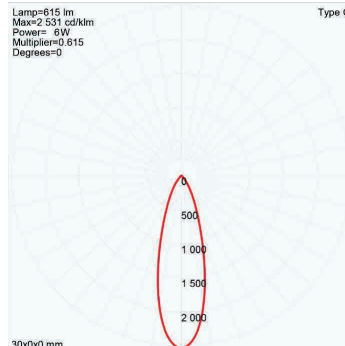
IES files available for download: <http://www.hunzalighting.com/download.php>



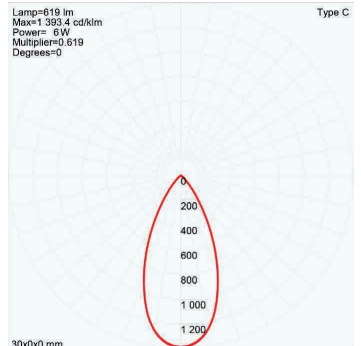
15° FWHM TIR



25° FWHM TIR



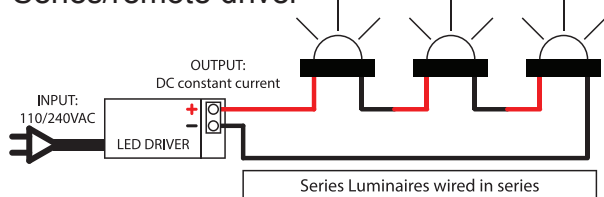
38° FWHM TIR



60° FWHM TIR

WIRING GUIDE

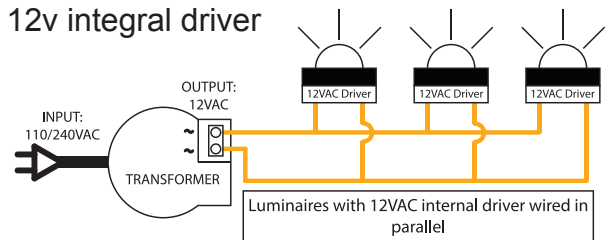
Series/remote driver



Series Luminaires wired in series

available for download: <http://www.hunzalighting.com/download.php>

12v integral driver



Luminaires with 12VAC internal driver wired in parallel

Diagrams are a guide only, wire colours and polarity may change depending on fixture and country

Specifications may change without notification

Aug 2017