

Catenary Mount

PROJECT:

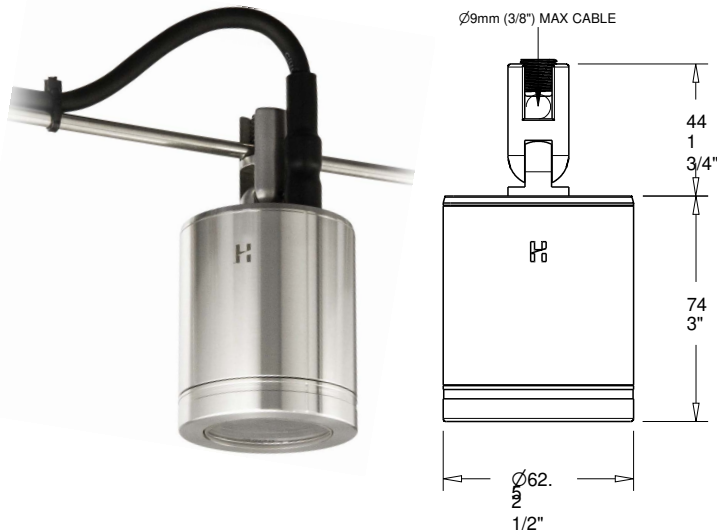
TYPE:

SOURCE:

NOTES:

PURELED SPECIFICATIONS

LED Chip	Cree XHP-50-2 Plug and Play field replaceable LED board
Luminaire Output	600 Lumens @ 1050mA (6 watts), 420 Lumens @ 700mA (4 watts), 240 Lumens @ 350mA (2 watts), delivered from luminaire with unobstructed beam.
Lumens Per Watt	100 Lumens @ 6 watts minimum, delivered from luminaire with unobstructed beam
CRI (3000K)	90+
Colour Temperatures	2700K, 3000K, 4000K
Beam Angles	15, 25, 38, 60
Ingress Protection	IP66
Warranty	Electronics = 5 years Body Cop/ SS = 10 years Body Aluminium = 5 years
Standards	AS/NZS 61046 cUL 1838, 2108 CSA C22.2 No. 250.7, No. 250.0-08 CE



PRODUCT CONFIGURATION

Please fill in appropriate codes into boxes provided

Cat. No. CAT/L



- S** SERIES, REMOTE DRIVER
D3 12VAC, 2W INTEGRAL
D7 12VAC, 4W INTEGRAL
D10 12VAC, 6W INTEGRAL

SERIES, REMOTE DRIVER REQUIRED:
 Constant current driver
 Individual fixtures require 6vdc @ 1050mA maximum

12VAC INTEGRAL DRIVER:
 Hunza integrated plug and play driver (included)
 Input: 9-15VAC.
 Output: 6vdc @ D3=350mA, D7=700mA, D10=1050mA (1050mA limited to ≤ 40°C (104°F) ambient temperature in stainless steel)

- ALUMINIUM**
- EBK** BLACK 15 15°
EBZ BRONZE 25 25°
EOGR OLIVE GREEN 38 38°
EWH WHITE 60 60°
EWB WHITE BIRCH
EDG DARK GREY
ESTAR SILVER STAR
ECT CORTEN
- COP** SOLID COPPER
SS STAINLESS STEEL

OTHER LAMP OPTIONS:

- CAT/H - MR16 Halogen 12V Lamp
 CAT/SL - MR16 LED Retrofit 12V Lamp (lamps vary by market - please refer to supplier for details)
 CAT/GUH - GU10 120/240V Halogen Lamp (body length increases for all GU10 lamps)
 CAT/GUSL - GU10 LED Retrofit 120/240V Lamp (lamps vary by market - please refer to supplier for details)

- HCL** HEX CELL LOUVRE
GG GLARE GUARD
SNT SNOOT
LF FROSTED LENS

[Click here for 240v Remote Power Supply Guidance Charts](#)

[Click here for USA Remote Power Supply Guidance Charts](#)

LUMINAIRE CONSTRUCTION

CNC machined from one of the following metals:

Aluminium:

Body: high corrosion resistant 63.5mm (2^{1/2"}) x 10mm (3/8") aluminium.

End cap: solid aluminium 63.5mm (2^{1/2"}) rod, with chromate substrate and high UV resistant polyester powder coat.

Colours:

Black, Bronze, Silver Star, White, White Birch, Olive Green, Dark Grey, Corten.

Copper:

Body: 63.5mm (2^{1/2"}) x 10mm (3/8").

End cap: solid copper 63.5mm (2^{1/2"}) rod.

316 Stainless Steel:

Body: 63.5mm (2^{1/2"}) x 10mm (13/32").

End cap: solid 316 stainless steel 63.5 (2^{1/2"}) rod.

Step Lens:

10mm (3/8") Extra clear, low iron, shatter resistant glass.

Lifetime warranty

Gaskets:

Silicone, iron impregnated 220°C (428°F)

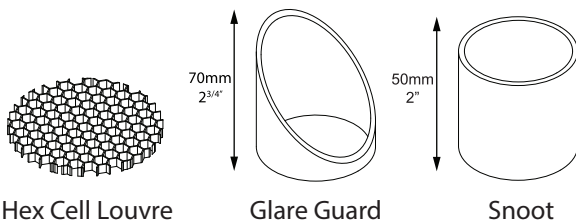
Luminaire Weight:

Alum: 0.700kg (1lb 9oz)

Cop: 1.470kg (2lb 12oz)

SS: 1.160kg (2lb 1oz)

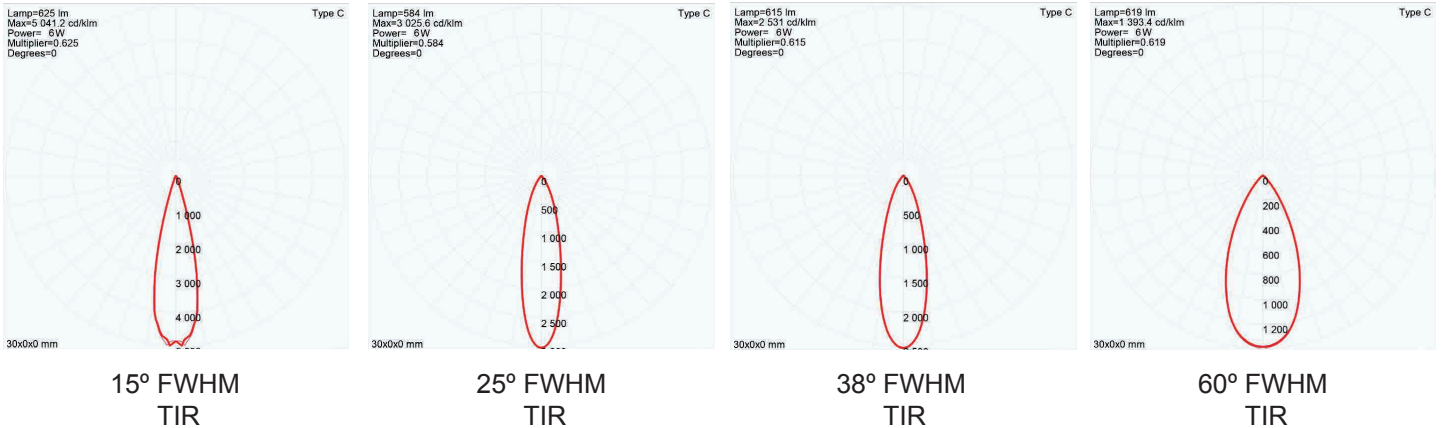
ACCESSORIES



BEAM ANGLES

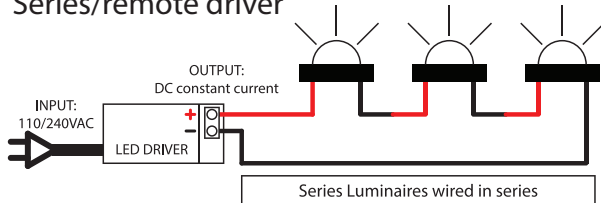
High efficiency PMMA TIR lenses. Field replaceable

IES files available for download: hunzalighting.com/downloads



WIRING GUIDE

Series/remote driver



Diagrams are a guide only, wire colours and polarity may change depending on fixture and country

Available for download: hunzalighting.com/downloads

12v integral driver

