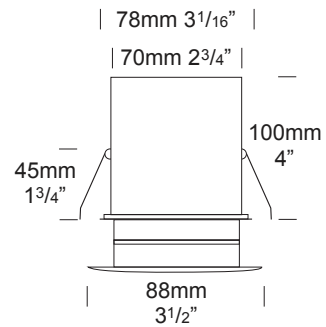


## Eave Lite Square

PROJECT:
TYPE:
SOURCE:
NOTES:

### PURELED SPECIFICATIONS

<b>LED Chip</b>	Cree XHP-50-2 Plug and Play field replaceable LED board
<b>Luminaire Output</b>	600 Lumens @ 1050mA (6 watts), 420 Lumens @ 700mA (4 watts), 240 Lumens @ 350mA (2 watts), delivered from luminaire with unobstructed beam.
<b>Lumens Per Watt</b>	100 Lumens @ 6 watts minimum, delivered from luminaire with unobstructed beam
<b>CRI (3000K)</b>	90+
<b>Colour Temperatures</b>	2700K, 3000K, 4000K
<b>Beam Angles</b>	15, 25, 38, 60
<b>Ingress Protection</b>	IP66
<b>Warranty</b>	Electronics = 5 years Flange Cop / SS = 10 years Flange Aluminium = 5 years
<b>Standards</b>	AS/NZS 61046 cUL 2108 (Retro - not UL approved) CSA C22.2 No. 250.0-08 CE



### PRODUCT CONFIGURATION

Please fill in appropriate codes into boxes provided

Cat. No. EAVESQ/L

<b>Luminaire</b>	<b>Power</b>	<b>Material/Finish</b>	<b>Beam</b>	<b>Colour</b>	<b>Accessories</b>
EAVESQ/L	<input type="text"/>	<input type="text"/>	<input type="text"/>	<input type="text"/>	<input type="text"/>
<b>S</b> SERIES, REMOTE DRIVER <b>D3</b> 12VAC, 2W INTEGRAL <b>D7</b> 12VAC, 4W INTEGRAL <b>D10</b> 12VAC, 6W INTEGRAL <b>D24</b> 24VDC DRIVER <b>R</b> RETRO*, 240V DRIVER <small>*not for USA</small>		<b>ALUMINIUM</b> <b>EBK</b> BLACK <b>EBZ</b> BRONZE <b>EOGR</b> OLIVE GREEN <b>EWH</b> WHITE <b>EWB</b> WHITE BIRCH <b>EDG</b> DARK GREY <b>ESTAR</b> SILVER STAR <b>ECT</b> CORTEN <b>COP</b> SOLID COPPER <b>SS</b> STAINLESS STEEL	<b>15</b> 15° <b>25</b> 25° <b>38</b> 38° <b>60</b> 60°	<b>2</b> 2700K <b>3</b> 3000K <b>4</b> 4000K	<b>LF</b> FROSTED LENS <b>CJK</b> CABLE JOINT KIT <b>HCL</b> HEX CELL LOUVRE

**SERIES, REMOTE DRIVER REQUIRED:**  
Constant current driver  
Individual fixtures require 6vdc @ 1050mA maximum

**12VAC INTEGRAL DRIVER:**  
Hunza integrated plug and play driver (included)  
Input: 9-15VAC  
Output: 6vdc @ D3=350mA, D7=700mA, D10=1050mA (1050mA limited to ≤ 40°C (104°F) ambient temperature in stainless steel)

**240VAC RETRO DRIVER:**  
Input: 240vac, 5 watt total (included)  
Output: 6vdc, 700mA (non dimming)

**24VDC DRIVER:**  
Input: 24vdc.  
Output: 18vdc @ 700mA constant current (non dimming).  
*Note: not for USA.*

**OTHER LAMP OPTIONS:**  
EAVESQ/SL - MR16 LED Retrofit 12V Lamp (lamps vary by market - please refer to supplier for details)  
EAVESQ/GUSL - GU10 LED Retrofit 120/240V Lamp (lamps vary by market - please refer to supplier for details)

[Click here for 240v Remote Power Supply Guidance Charts](#)  
[Click here for USA Remote Power Supply Guidance Charts](#)

# LUMINAIRE CONSTRUCTION

**CNC machined from one of the following metals:**

**Aluminium:**

Body: solid anodised aluminium.  
Flange: high corrosion resistant 88mm x 88mm (3<sup>1/2</sup>" x 3<sup>1/2</sup>") solid aluminium rod with chromate substrate and high UV resistant polyester powder coat.

**Colours:**

Black, Bronze, Silver Star, White, White Birch, Olive Green, Dark Grey, Corten.

**Copper:**

Flange: 88mm x 88mm (3<sup>1/2</sup>" x 3<sup>1/2</sup>") solid copper.

**316 Stainless Steel:**

Flange: 88mm x 88mm (3<sup>1/2</sup>" x 3<sup>1/2</sup>") electro polish 316 stainless steel. This finish increases the protection against corrosion by up to 33%.

**Canister:** 316 stainless steel.

**Lens:**

10mm (3/8") extra clear low iron flush fit shatter resistant glass.  
Lifetime Warranty.

**Gaskets:**

Silicone, iron impregnated 220°C (428°F)

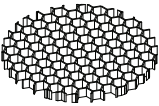
**Mounting:**

Via canister supplied, which maintains the aesthetic look of the flange by eliminating any mounting holes in the flange. The Eave Lite Square canister is designed to fit through a 70mm (2<sup>3/4</sup>") hole and be fixed into position by two spring clips. The luminaire is held in the canister by an "O" ring.

**Luminaire Weight:**

Low voltage  
Alum: 0.400kg (14oz)  
Cop: 1.000kg (2lb 3oz)  
SS: 0.950kg (2lb 2oz)  
Retro  
Alum: 0.600kg (1lb 5oz)  
Cop: 1.200kg (2lb 10oz)  
SS: 1.150kg (2lb 9oz)

## ACCESSORIES

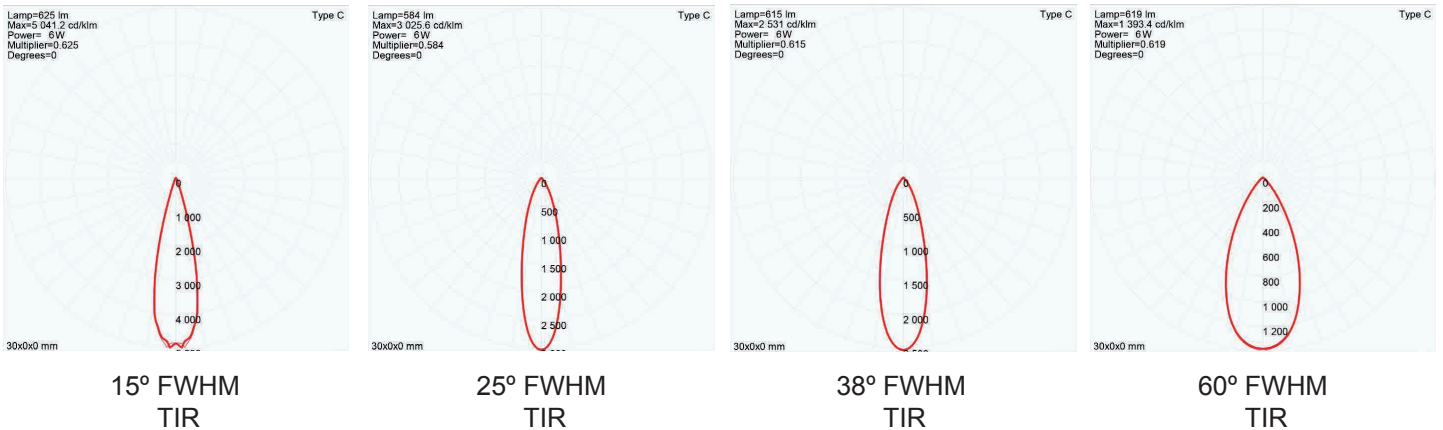


Hex Cell Louvre

## BEAM ANGLES

High efficiency PMMA TIR lenses. Field replaceable

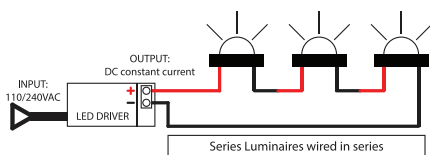
IES files available for download: [hunzalighting.com/downloads](http://hunzalighting.com/downloads)



## WIRING GUIDE

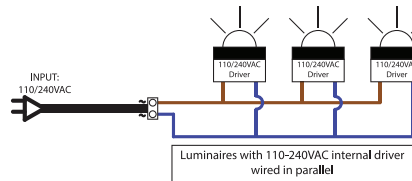
Available for download: [hunzalighting.com/downloads](http://hunzalighting.com/downloads)

**Series/remote driver**

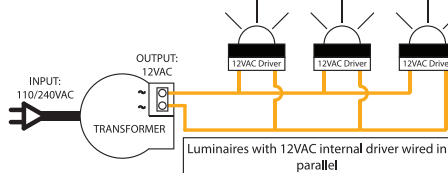


Diagrams are a guide only, wire colours and polarity may change depending on fixture and country

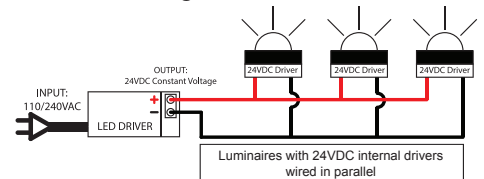
**110/240v integral driver**



**12v integral driver**



**24vdc integral driver**



Specifications may change without notification

Aug 2017