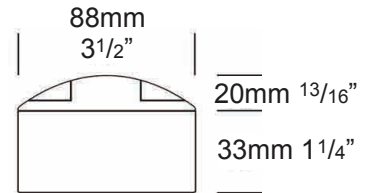


Path Lite Surface Mount

PROJECT:
TYPE:
SOURCE:
NOTES:

PURELED SPECIFICATIONS

LED Chip	Cree XPG-3 Plug and Play field replaceable LED board
Luminaire Output	120 Lumens @ 700mA (2 watts), 60 Lumens @ 350mA (1 watt), delivered from luminaire with unobstructed beam.
Lumens Per Watt	60 Lumens @ 2 watts minimum, delivered from luminaire with unobstructed beam
CRI (3000K)	90+
Colour Temperatures	2700K, 3000K, 4000K
Beam Angles	90°, 90° x 90°, 180°, 270°, 360°
Ingress Protection	IP66



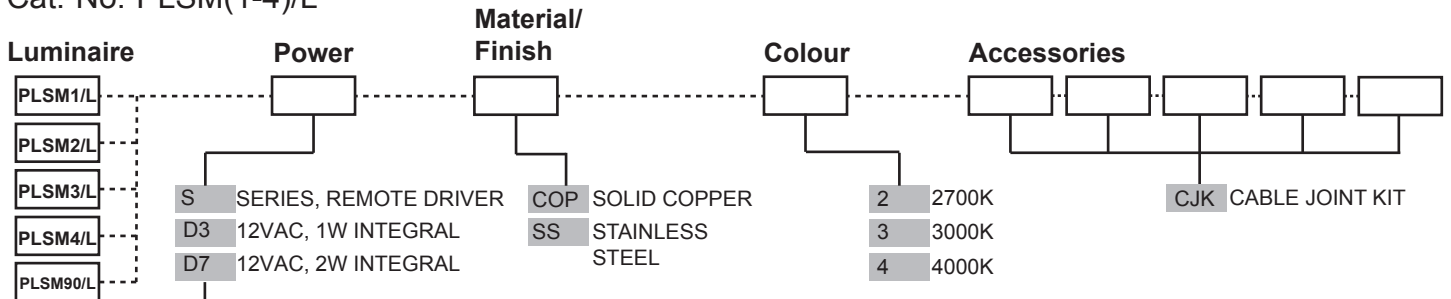
Warranty	Electronics = 5 years Body Cop/SS = 10 years
Standards	AS/NZS 61046 cUL 1838, 2108 CSA C22.2 No.250.7, No.250.0-08 CE



PRODUCT CONFIGURATION

Please fill in appropriate codes into boxes provided

Cat. No. PLSM(1-4)/L



SERIES, REMOTE DRIVER REQUIRED:
Constant current driver
Individual fixtures require 3vdc @ 700mA maximum

12VAC INTEGRAL DRIVER:
Hunza Buckbullet driver (included)
Input: 12VAC.
Output: 3vdc @ D3=350mA, D7=700mA

OTHER LAMP OPTIONS:
PLSM(1-4)/H - G4 Halogen 12V Lamp
PLSM(1-4)/GL - G4 LED Retrofit 12V Lamp (lamps vary by market - please refer to supplier for details)

[Click here for halogen specification sheet](#)

[Click here for 240v Remote Power Supply Guidance Charts](#)

[Click here for USA Remote Power Supply Guidance Charts](#)

LUMINAIRE CONSTRUCTION

CNC machined from one of the following

metals:

Copper

Body: 88mm (3^{1/2}") x 9mm (3/8") copper tube.

End cap: solid copper 63.5mm (2^{1/2}") rod.

Flange: solid copper 88mm (3^{1/2}") rod.

316 Stainless Steel

Body: solid 316 stainless steel 88mm (3^{1/2}") x 9mm (3/8").

End cap: solid 316 stainless steel 63.5 (2^{1/2}") rod.

Flange: 316 stainless steel 88mm (3^{1/2}") rod.

Lens:

TIR Borosilica glass lens.

Lifetime warranty.

Gaskets:

Silicone, iron impregnated 220°C (428°F)

Mounting:

The luminaire is secured to the ground by three mounting screws.

Luminaire Weight:

Cop: 1.300kg (2lb 14oz)

SS: 1.000kg (2lb 3oz)

ACCESSORIES

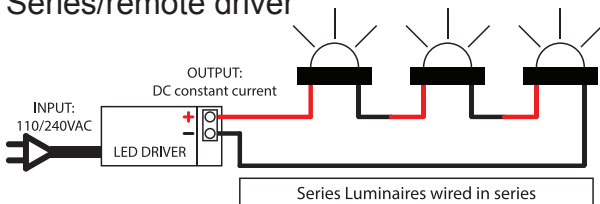
BEAM ANGLES

High efficiency PMMA TIR lenses. Field replaceable

IES files available for download: hunzalighting.com/downloads

WIRING GUIDE

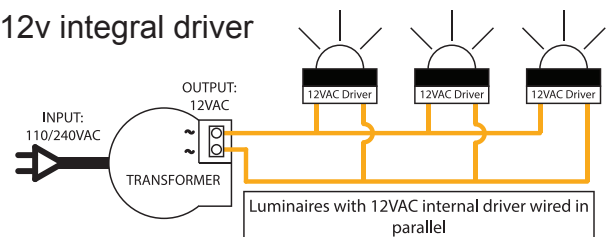
Series/remote driver



Diagrams are a guide only, wire colours and polarity may change depending on fixture and country

Available for download: hunzalighting.com/downloads

12v integral driver



Specifications may change without notification

Aug 2017