

## Pond Lite / Pond Lite Weighted Base

|          |
|----------|
| PROJECT: |
| TYPE:    |
| SOURCE:  |
| NOTES:   |

### PURELED SPECIFICATIONS

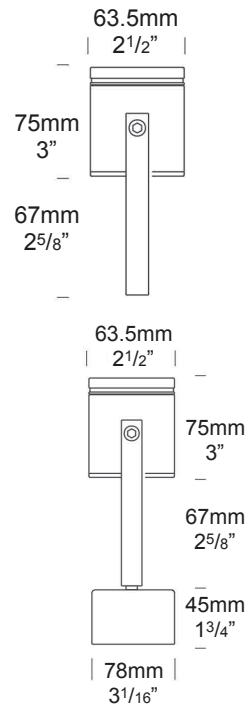
|                            |  |
|----------------------------|--|
| <b>LED Chip</b>            | Cree XHP-50-2 Plug and Play field replaceable LED board  |
| <b>Luminaire Output</b>    | 600 Lumens @ 1050mA (6 watts),<br>420 Lumens @ 700mA (4 watts),<br>240 Lumens @ 350mA (2 watts),<br>delivered from luminaire with unobstructed beam. |
| <b>Lumens Per Watt</b>     | 100 Lumens @ 6 watts minimum,<br>delivered from luminaire with unobstructed beam   |
| <b>CRI (3000K)</b>         | 90+  |
| <b>Colour Temperatures</b> | 2700K, 3000K, 4000K  |
| <b>Beam Angles</b>         | 15, 25, 38, 60   |
| <b>Ingress Protection</b>  | IP68   |
| <b>Warranty</b>            | Electronics = 5 years<br>Body Cop/ SS = 10 years<br>Body Aluminium = 5 years   |
| <b>Standards</b>           | AS/NZS 61046, UL676 (12 volt only)   |



POND/L



POND/W/L



### PRODUCT CONFIGURATION

Please fill in appropriate codes into boxes provided

Cat. No. POND/L or POND/W/L

| Luminaire   | Power                | Material/<br>Finish   | Beam   | Colour   | Accessories   |
|---|----------------------|---|--|--|---|
| <input type="checkbox"/> POND/L<br><input type="checkbox"/> POND/W/L  | <input type="text"/> | <input type="text"/>  | <input type="text"/>   | <input type="text"/>                               | <input type="text"/>  |
| <b>S</b> SERIES, REMOTE DRIVER<br><b>D3</b> 12VAC, 2W INTEGRAL<br><b>D7</b> 12VAC, 4W INTEGRAL<br><b>D10</b> 12VAC, 6W INTEGRAL |                      | <b>ALUMINIUM</b><br><b>EBK</b> BLACK<br><b>EBZ</b> BRONZE<br><b>EOGR</b> OLIVE GREEN<br><b>EWH</b> WHITE<br><b>EWB</b> WHITE BIRCH<br><b>EDG</b> DARK GREY<br><b>ESTAR</b> SILVER STAR<br><b>ECT</b> CORTEN<br><b>COP</b> SOLID COPPER<br><b>SS</b> STAINLESS STEEL | <b>15</b> 15°<br><b>25</b> 25°<br><b>38</b> 38°<br><b>60</b> 60° | <b>2</b> 2700K<br><b>3</b> 3000K<br><b>4</b> 4000K | <b>HCL</b> HEX CELL LOUVRE<br><b>SNT</b> SNOOT<br><b>GG</b> GLARE GUARD<br><b>LF</b> FROSTED LENS<br><b>CJK</b> CABLE JOINT KIT |

**SERIES, REMOTE DRIVER REQUIRED:**  
Constant current driver  
Individual fixtures require 6vdc @ 1050mA maximum.  
*Note: not for submersible use.*

**12VAC INTEGRAL DRIVER:**  
Hunza integrated plug and play driver (included)  
Input: 9-15VAC.  
Output: 6vdc @ D3=350mA, D7=700mA, D10=1050mA (1050mA limited to ≤ 40°C (104°F) ambient temperature in stainless steel)

**OTHER LAMP OPTIONS:**  
POND/H or POND/W/H - MR16 Halogen 12V Lamp  
POND/SL or POND/W/SL - MR16 LED Retrofit 12V Lamp (lamps vary by market - please refer to supplier for details)  
POND/GUH or POND/W/GUH - GU10 120/240V Halogen Lamp (body length increases for all GU10 lamps)  
POND/GUSL or POND/W/GUSL - GU10 LED Retrofit 120/240V Lamp (lamps vary by market - please refer to supplier for details)

[Click here for halogen specification sheet](#)

[Click here for 240v Remote Power Supply Guidance Charts](#)

[Click here for USA Remote Power Supply Guidance Charts](#)

# LUMINAIRE CONSTRUCTION

**CNC machined from one of the following metals:**

**Aluminium:**

Body: high corrosion resistant 63.5mm (2 1/2") x 10mm (3/8") aluminium.

End cap: solid aluminium 63.5mm (2 1/2") rod, low copper aluminium alloy chromate substrate and high UV resistant polyester powder coat.

Colours:

Black, Bronze, Silver Star, White, White Birch, Olive Green, Dark Grey, Corten.

**USA/Canada**

Aluminium is not approved.

**Copper:**

Body: 63.5mm (2 1/2") x 10mm (3/8").

End cap: solid copper 63.5mm (2 1/2") rod.

**316 Stainless Steel:**

Body: 63.5mm (2 1/2") x 10mm (3/8").

End cap: solid 316 stainless steel 63.5 (2 1/2").

**Lens:**

10mm (3/8") extra clear, low iron, shatter resistant glass.

Lifetime warranty

**Gaskets:**

Silicone, iron impregnated 220°C (428°F)

**Mounting:**

Via a "U" bracket that is screwed to the mounting surface. If being used in a pond with a plastic liner then the weighted version should be used. No screws are required for fixing, therefore no leaks.

**Cable:**

Standard 3 meters

Water resistant rubber

**Note:**

Copper may not be suitable for use with fish. Fixtures may be mounted to a depth of up to 2 meters.

**Luminaire Weight:**

Bracket Version

Alum: 0.740kg (1lb 10oz)

Cop: 1.500kg (3lb 5oz)

SS: 1.300kg (2lb 14oz)

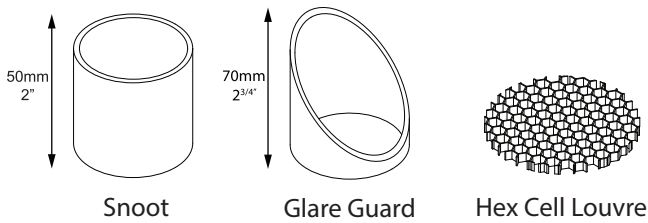
Weighted Version

Alum: 1.165kg (3lb 10oz)

Cop: 2.050kg (4lb 8oz)

SS: 1.880kg (4lb 2oz)

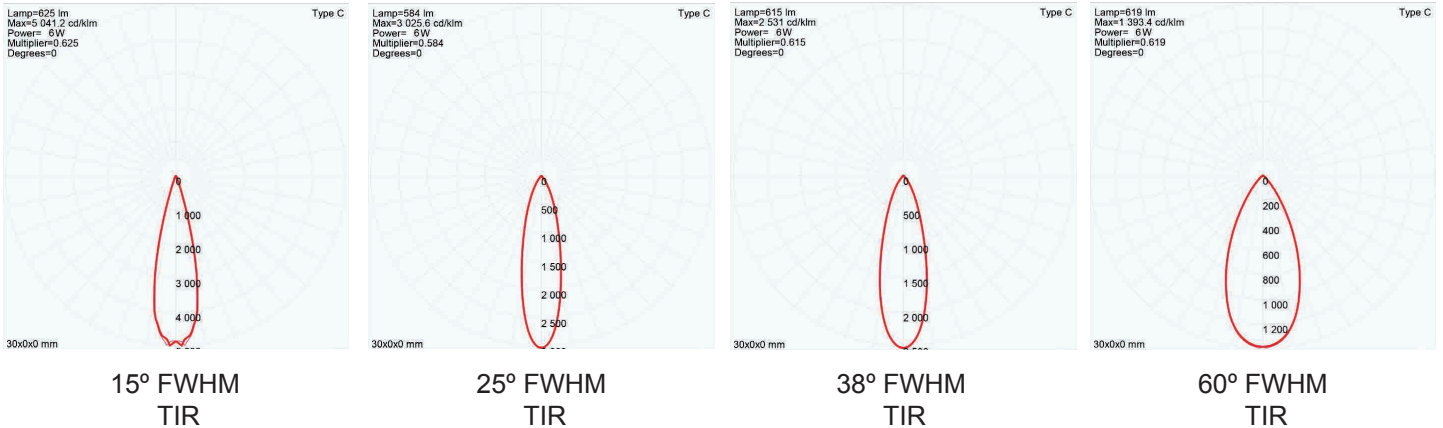
## ACCESSORIES



## BEAM ANGLES

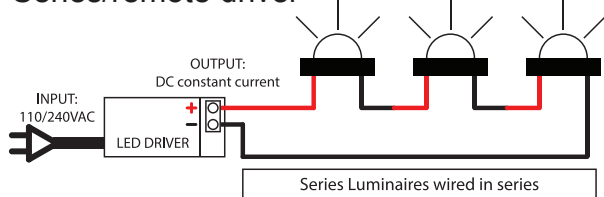
High efficiency PMMA TIR lenses. Field replaceable

IES files available for download: [hunzalighting.com/downloads](http://hunzalighting.com/downloads)



## WIRING GUIDE

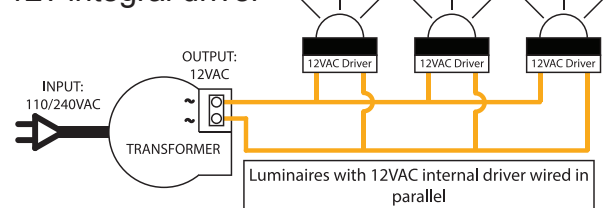
Series/remote driver



Diagrams are a guide only, wire colours and polarity may change depending on fixture and country

Available for download: [hunzalighting.com/downloads](http://hunzalighting.com/downloads)

12v integral driver



Specifications may change without notification

Aug 2017

**HUNZA**™ PURE OUTDOOR LIGHTING

**HUNZA FACTORY** 130 Felton Mathew Ave  
Saint Johns  
Auckland 1072  
New Zealand

Ph: +64-9-528 9471  
Fax: +64-9-528 9361  
hunza@hunza.co.nz  
[www.hunzalighting.com](http://www.hunzalighting.com)

**INTERNATIONAL CONTACTS:**  
<http://www.hunzalighting.com/contact.php>

This document contains proprietary information of Hunza. Its receipt or possession does not convey any rights to reproduce or disclose its content.