

Pond Lite High Power / Weighted Base PURE LED

PROJECT:

TYPE:

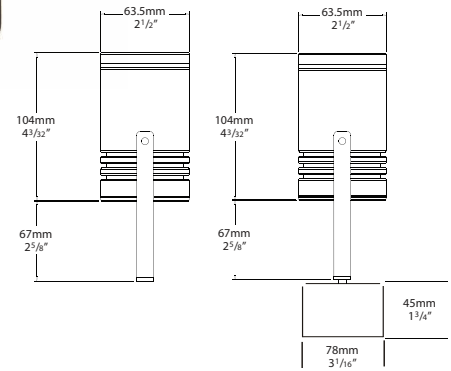
SOURCE:

NOTES:

SPECIFICATIONS



LED Chip	Cree CXA1512 Plug and Play field replaceable LED board
Luminaire Output	1200 Lumens @ 700mA (12 watts), delivered from luminaire with unobstructed beam.
Lumens Per Watt	100 Lumens minimum @ 12 watts, delivered from luminaire with unobstructed beam
CRI (3000K)	85+ Standard, 90+ Optional
Colour Temperatures	2700K, 3000K, 4000K
Beam Angles	15, 30, 40
Ingress Protection	IP68



Weighted Base Version

Warranty	Electronics = 5 years Body SS = 10 years Body Aluminium = 5 years
Standards	AS/NZS 61046

PRODUCT CONFIGURATION

Please fill in appropriate codes into boxes provided

Cat. No. POND/HP or POND/W/HP

Luminaire	Power	Material/ Finish	Beam	Colour	Accessories
<input type="checkbox"/> POND/HP <input type="checkbox"/> POND/W/HP	<input type="text"/>	<input type="text"/>	<input type="text"/>	<input type="text"/>	<input type="text"/>
SR SERIES REMOTE DRIVER D24 24VDC DRIVER		ALUMINIUM EBK BLACK EBZ BRONZE EOGR OLIVE GREEN EWH WHITE EWB WHITE BIRCH EDG DARK GREY ESTAR SILVER STAR ECT CORTEN SS STAINLESS STEEL	15 15° 30 30° 40 40°	2 2700K 3 3000K 4 4000K 39 3000K, 90+ CRI	HCL HEX CELL LOUVRE SNT SNOOT GG GLARE GUARD LF FROSTED LENS CJK CABLE JOINT KIT

SERIES REMOTE DRIVER:
Constant current driver (included) individual fixtures require 18vdc @ 700mA maximum.
Note: not for submersible use.

24VDC DRIVER:
Input: 24vdc.
Output: 18vdc @ 700mA constant current (non dimming).
Note: not for USA.

ADDITIONAL COMMENTS:

LUMINAIRE CONSTRUCTION

CNC machined from one of the following metals:

Aluminium:

Body: high corrosion resistant 63.5mm (2^{1/2"}) x 10mm (3/8") aluminium.

End cap: solid aluminium 63.5mm (2^{1/2"}) rod, low copper aluminium alloy chromate substrate and high UV resistant polyester powder coat.

Colours:

Black, Bronze, Silver Star, White, White Birch, Olive Green, Dark Grey, Corten.

USA/Canada

Aluminium is not approved.

316 Stainless Steel:

Body: 63.5mm (2^{1/2"}) x 10mm (3/8").

End cap: solid 316 stainless steel 63.5 (2^{1/2"}).

Lens:

10mm (3/8") extra clear, low iron, shatter resistant glass.

Lifetime warranty

Gaskets:

Silicone, iron impregnated 220°C (428°F)

Mounting:

Via a "U" bracket that is screwed to the mounting surface. If being used in a pond with a plastic liner then the weighted version should be used. No screws are required for fixing, therefore no leaks.

Cable:

Standard 3 meters

Water resistant rubber

Luminaire Weight:

Bracket Version

Alum: 0.740kg (1lb 10oz)

Cop: 1.500kg (3lb 5oz)

SS: 1.300kg (2lb 14oz)

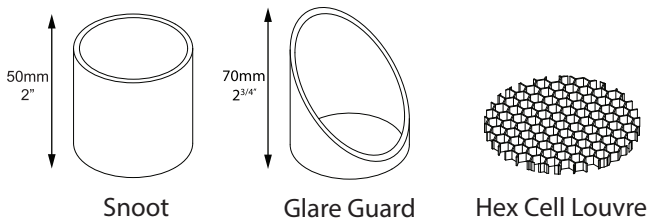
Weighted Version

Alum: 1.165kg (3lb 10oz)

Cop: 2.050kg (4lb 8oz)

SS: 1.880kg (4lb 2oz)

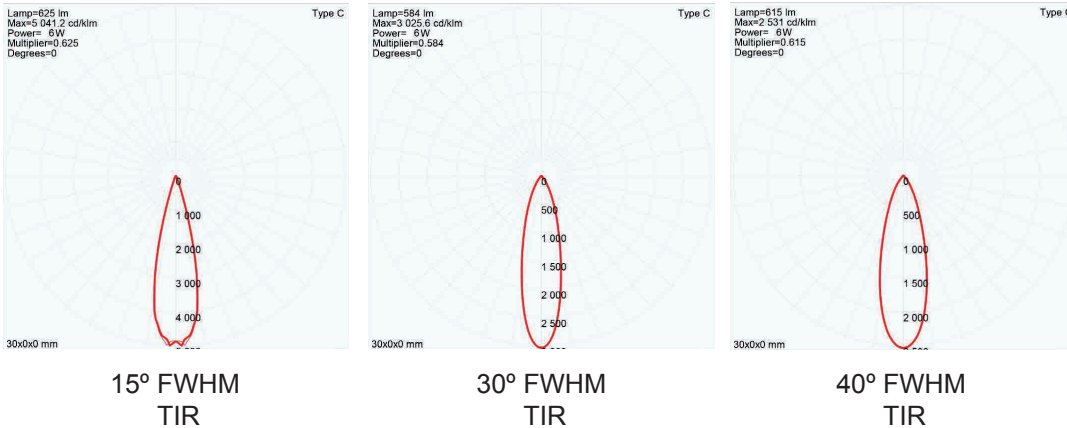
ACCESSORIES



BEAM ANGLES

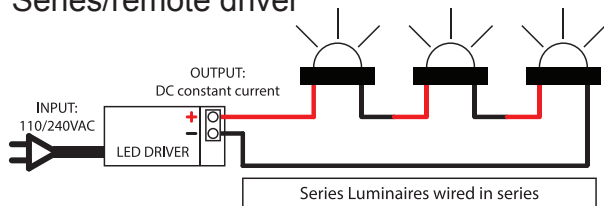
High efficiency PMMA TIR lenses. Field replaceable

IES files available for download: hunzalighting.com/downloads



WIRING GUIDE

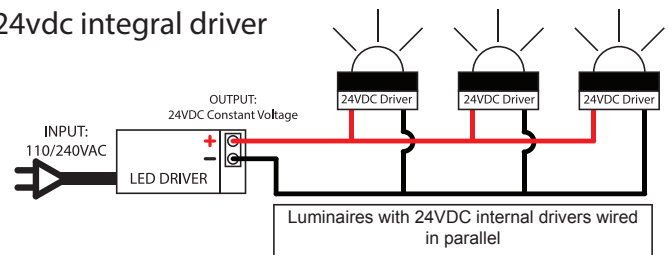
Series/remote driver



Diagrams are a guide only, wire colours and polarity may change depending on fixture and country

Available for download: hunzalighting.com/downloads

24vdc integral driver



Specifications may change without notification

Aug 2017

HUNZA™ PURE OUTDOOR LIGHTING

HUNZA FACTORY 130 Felton Mathew Ave
Saint Johns
Auckland 1072
New Zealand

Ph: +64-9-528 9471
Fax: +64-9-528 9361
hunza@hunza.co.nz
www.hunzalighting.com

INTERNATIONAL CONTACTS:
<http://www.hunzalighting.com/contact.php>

This document contains proprietary information of Hunza. Its receipt or possession does not convey any rights to reproduce or disclose its content.