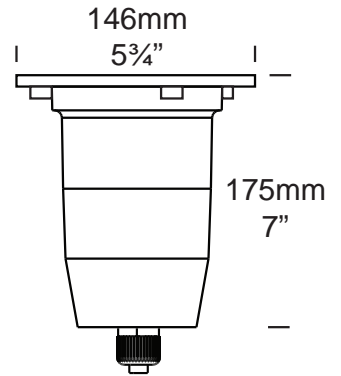


Cast Solid Bronze Safe Touch™ 50 PURE LED

| |
|----------|
| PROJECT: |
| TYPE: |
| SOURCE: |
| NOTES: |

SPECIFICATIONS IK10 IP68 CE UL LISTED

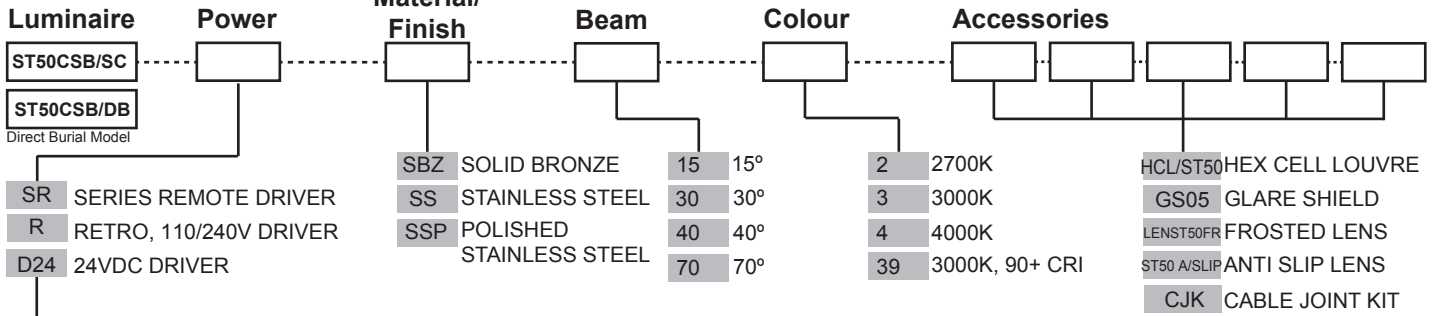
| | |
|----------------------------|---|
| LED Chip | Cree CXA1512 Plug and Play field replaceable LED board |
| Luminaire Output | 1200 Lumens @ 700mA delivered from luminaire with unobstructed beam |
| Lumens Per Watt | 100 Lumens minimum @ 12 watts delivered from luminaire with unobstructed beam |
| CRI (3000K) | 85+ Standard, 90+ Optional |
| Colour Temperatures | 2700K, 3000K, 4000K |
| Beam Angles | 15, 30, 40, 70 |
| Ingress Protection | IP68 *not for use in pool or ponds |
| Warranty | Electronics = 5 years Body Cast Solid Bronze = 25 years |
| Standards | AS/NZS 61046, EN60598 cUL 1598 CSA C22.2 No. 250.0 |



PRODUCT CONFIGURATION

Please fill in appropriate codes into boxes provided

Cat. No. ST50CSB



SERIES REMOTE DRIVER:

Constant current driver (included) individual fixtures require 18vdc @ 700mA maximum. 0-10 volt dimming.

RETRO 110/240VAC DRIVER:

Input: 90/305vac, 25 watt total (driver included).
Output: 18vdc, 700mA 0-10 volt dimming.

24VDC DRIVER:

Input: 24vdc.
Output: 18vdc @ 700mA constant current (non dimming).
Note: not for USA.

ADDITIONAL COMMENTS:

LUMINAIRE CONSTRUCTION

Body:
CNC machined sand cast silicon bronze.

Cable:
Water resistant rubber.

Flanges:
CNC machined from either Solid Bronze
175mm x 6mm (6^{7/8}" x 1/4") 316 Stainless
Steel 175mm x 6mm (6^{7/8}" x 1/4").

Adjustability:
The gimbal is fully adjustable, allowing 360°
rotation and 0-20° elevation.

All fixing are made from 316 Stainless Steel.

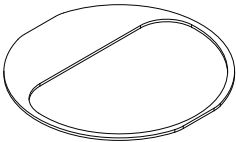
Step Lens:
12mm (1/2") extra clear, low iron, shatter
resistant glass. Anti Slip option available.
Lifetime warranty.

Mounting:
The ST50 is available with a spun 316 stainless
steel mounting canister for casting into the
ground or concrete.
Maximum driver over speed is 10kp/h (6mp/h)
with a maximum load rating of 2000kgs
(4400lbs).

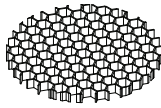
Gaskets:
Silicone, iron impregnated 220°C (428°F).

Luminaire Weight:
3kg (6lb 10oz)

ACCESSORIES



Glare Shield

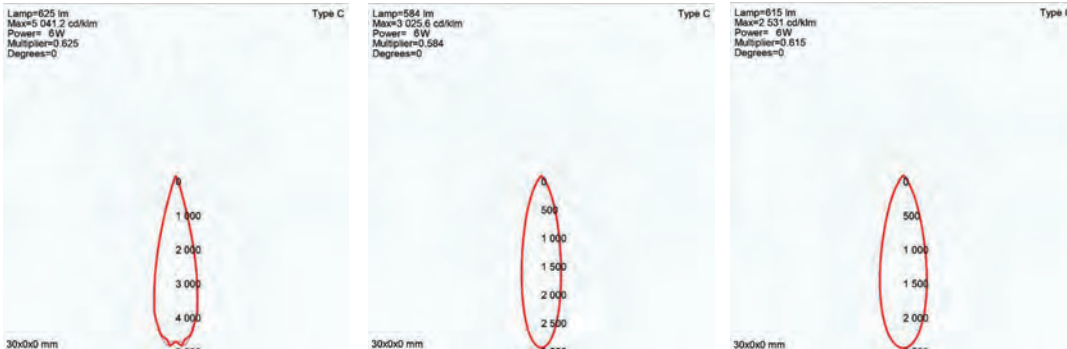


Hex Cell Louvre

BEAM ANGLES

High efficiency PMMA TIR lenses. Field replaceable

IES files available for download: hunzalighting.com/downloads



15° FWHM
TIR

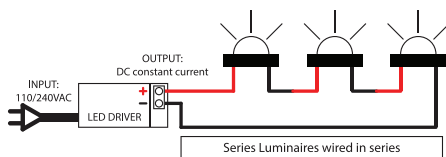
30° FWHM
TIR

40° FWHM
TIR

WIRING GUIDE

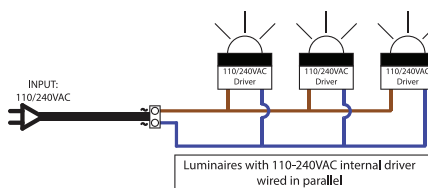
Available for download: hunzalighting.com/downloads

Series/remote driver



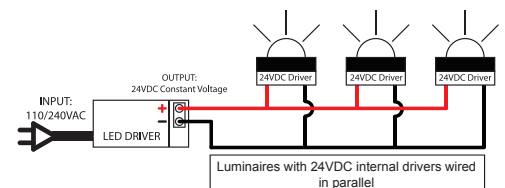
Diagrams are a guide only, wire colours and polarity may change depending on fixture and country

110/240v integral driver



Luminaires with 110-240VAC internal driver wired in parallel

24vdc integral driver



Luminaires with 24VDC internal drivers wired in parallel