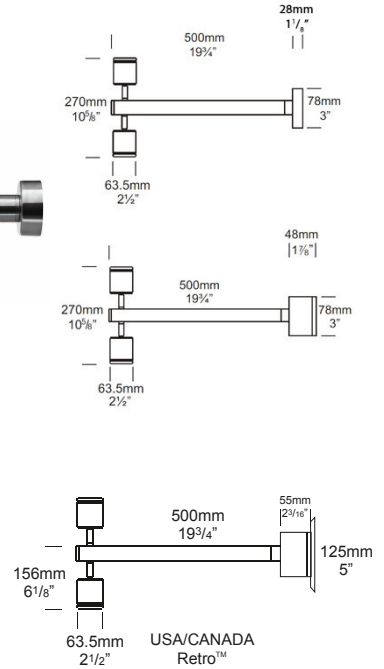


## Twin Sign Lite

PROJECT:
TYPE:
SOURCE:
NOTES:

### PURELED SPECIFICATIONS PER HEAD

<b>LED Chip</b>	Cree XHP-50-2 Plug and Play field replaceable LED board
<b>Luminaire Output per head</b>	600 Lumens @ 1050mA (6 watts), 420 Lumens @ 700mA (4 watts), 240 Lumens @ 350mA (2 watts), delivered from luminaire with unobstructed beam.
<b>Lumens Per Watt</b>	100 Lumens minimum @ 6 watts, delivered from luminaire with unobstructed beam
<b>CRI (3000K)</b>	90+
<b>Colour Temperatures</b>	2700K, 3000K, 4000K
<b>Beam Angles</b>	15, 25, 38, 60
<b>Ingress Protection</b>	IP66
<b>Warranty</b>	Electronics = 5 years Body Cop/ SS = 10 years Body Aluminium = 5 years
<b>Standards</b>	AS/NZS 61046, EN60598 cUL 1838, 2108, 1598 CSA C22.2 No. 250.7, No. 250.0-08, No. 250.0 CE



### PRODUCT CONFIGURATION

Please fill in appropriate codes into boxes provided

Cat. No. TSGNL/L

Luminaire	Power	Material/Finish	Beam	Colour	Accessories
TSGNL/L					
S 1050mA Input, Series Wired 2x6W		ALUMINIUM	15 15°	2 2700K	HCL HEX CELL LOUVRE
D3 12VAC Input, Parallel Wired 2x2W		EBK BLACK	25 25°	3 3000K	SNT SNOOT
D7 12VAC Input, Parallel Wired 2x4W		EBZ BRONZE	38 38°	4 4000K	GG GLARE GUARD
D10 12VAC Input, Parallel Wired 2x6W		EOGR OLIVE GREEN	60 60°		LF FROSTED LENS
R RETRO, 110/240V Input, Parallel Wired		EWH WHITE			BPUS BACK PLATE USA ONLY
		EWB WHITE BIRCH			LKN LOCKING KNUCKLE
		EDG DARK GREY			CJK CABLE JOINT KIT
		ESTAR SILVER STAR			
		ECT CORTEN			
		COP SOLID COPPER			
		SS STAINLESS STEEL			

#### SERIES, REMOTE DRIVER REQUIRED:

Constant current driver  
Individual fixtures require 12vdc @ 1050mA maximum

#### 12VAC INTEGRAL DRIVER:

Hunza integrated plug and play driver (included)  
Input: 9-15VAC  
Output: 6vdc @ D3=350mA, D7=700mA, D10=1050mA (1050mA limited to ≤ 40°C (104°F) ambient temperature in stainless steel)

#### 110/240VAC RETRO DRIVER:

Input: 120/240vac, 10 watt total (driver included)  
Output: 12vdc, 700mA (non dimming)

#### OTHER LAMP OPTIONS:

TSGNL/H - MR16 Halogen 12V Lamp  
TSGNL/SL - MR16 LED Retrofit 12V Lamp (lamps vary by market - please refer to supplier for details)  
TSGNL/GUH - GU10 120/240V Halogen Lamp (body length increases for all GU10 lamps)  
TSGNL/GUSL - GU10 LED Retrofit 120/240V Lamp (lamps vary by market - please refer to supplier for details)

[Click here for halogen specification sheet](#)

[Click here for 240v Remote Power Supply Guidance Charts](#)

[Click here for USA Remote Power Supply Guidance Charts](#)

# LUMINAIRE CONSTRUCTION

**CNC machined from one of the following metals:**

**Aluminium**

Body: solid high corrosion resistant 63.5mm (2<sup>1/2"</sup>) x 10mm (3/8") aluminium.  
 End cap: solid aluminium 63.5mm (2<sup>1/2"</sup>) rod, with chromate substrate and high UV resistant polyester powder coat.  
 Pole: solid aluminium 500mm (19<sup>3/4"</sup>) x 38mm (1<sup>1/2"</sup>) tube.  
 Colours:  
 Black, Bronze, Silver Star, White, White Birch, Olive Green, Dark Grey, Corten.

**Copper**

Body: 63.5mm (2<sup>1/2"</sup>) x 10mm (3/8").  
 End cap: solid copper 63.5mm (2<sup>1/2"</sup>) rod.  
 Pole: solid copper 500mm (19<sup>3/4"</sup>) x 38mm (1<sup>1/2"</sup>) tube.

**316 Stainless Steel**

Body: 63.5mm (2<sup>1/2"</sup>) x 10mm (3/8").  
 End cap: solid 316 stainless steel 63.5 (2<sup>1/2"</sup>)  
 Pole: 316 stainless steel 500mm (19<sup>3/4"</sup>) x 38mm (1<sup>1/2"</sup>) tube.

**Knuckles:**

Aluminium and Copper luminaires - 360° rotation and 0-90° elevation, solid brass with anti rust spring.  
 Stainless Steel luminaires - 360° rotation and 0-90° elevation, full stainless steel construction.

**Step Lens:**

10mm (3/8") Extra clear, low iron, shatter resistant glass.  
 Lifetime warranty.

**Mounting**

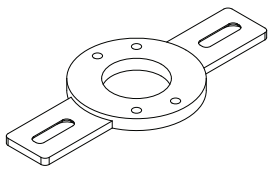
12 volt: the luminaire is mounted to the wall using two 316 stainless screws through a shallow base 28mm (1<sup>1/8"</sup>) in depth.

Retro™ (110/240-12volt): a mounting plate is fixed to the wall using two screws and the luminaire is fitted to the mounting plate.

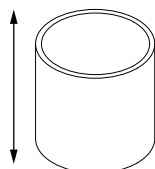
**Luminaire Weight:**

Low voltage  
 Alum: 1.200kg (2lb 10oz)  
 Cop: 2.840kg (6lb 4oz)  
 SS: 2.120kg (4lb 11oz)  
 Retro™  
 Alum: 1.700kg (3lb 12oz)  
 Cop: 3.900kg (8lb 9oz)  
 SS: 3.555kg (7lb 13oz)

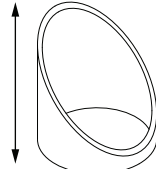
## ACCESSORIES



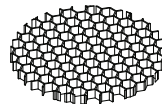
USA Back Plate Adaptor



Snoot



Glare Guard



Hex Cell Louvre

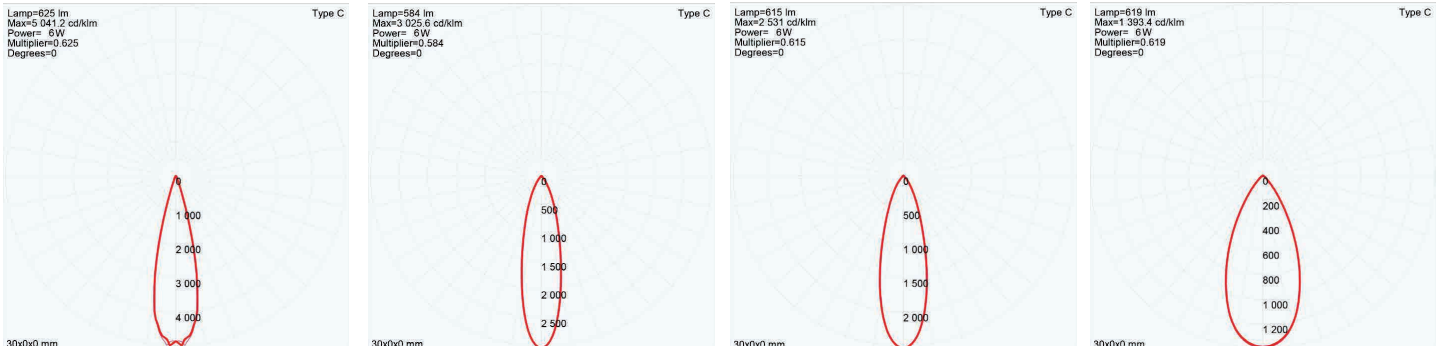


Locking Knuckle

## BEAM ANGLES

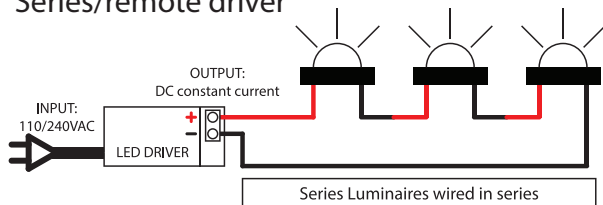
High efficiency PMMA TIR lenses. Field replaceable

IES files available for download: [hunzalighting.com/downloads](http://hunzalighting.com/downloads)



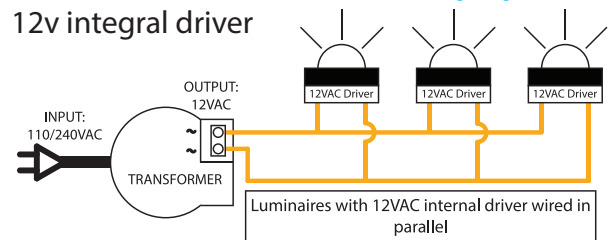
## WIRING GUIDE

Series/remote driver



Available for download: [hunzalighting.com/downloads](http://hunzalighting.com/downloads)

12v integral driver



Diagrams are a guide only, wire colours and polarity may change depending on fixture and country