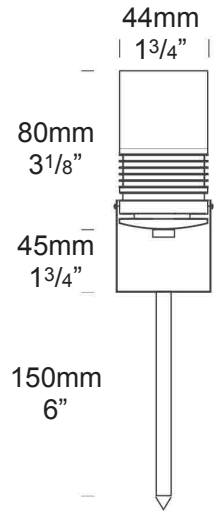


## Euro Spike Spot

|          |
|----------|
| PROJECT: |
| TYPE:    |
| SOURCE:  |
| NOTES:   |

### PURELED SPECIFICATIONS

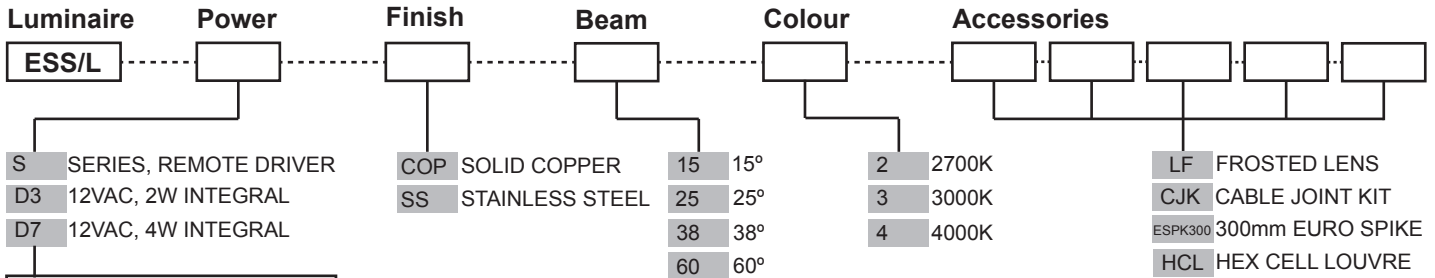
|                            |  |
|----------------------------|--|
| <b>LED Chip</b>            | Cree XHP-50-2 Plug and Play field replaceable LED board  |
| <b>Luminaire Output</b>    | 420 Lumens @ 700mA (4 watts),<br>240 Lumens @ 350mA (2 watts),<br>delivered from luminaire with unobstructed beam. |
| <b>Lumens Per Watt</b>     | 105 Lumens minimum @ 4 watts,<br>delivered from luminaire with unobstructed beam                                   |
| <b>CRI (3000K)</b>         | 90+  |
| <b>Colour Temperatures</b> | 2700K, 3000K, 4000K  |
| <b>Beam Angles</b>         | 15, 25, 38, 60   |
| <b>Ingress Protection</b>  | IP66   |
| <b>Warranty</b>            | Electronics = 5 years<br>Body Cop/ SS = 10 years   |
| <b>Standards</b>           | AS/NZS 61046<br>cUL 1838, 2108<br>CSA C22.2 No. 250.7, No. 250.0-08<br>CE  |



### PRODUCT CONFIGURATION

Please fill in appropriate codes into boxes provided

Cat. No. ESS/L



**SERIES, REMOTE DRIVER REQUIRED:**  
Constant current driver  
Individual fixtures require 6vdc @ 700mA maximum

**12VAC INTEGRAL DRIVER:**  
Hunza integrated Plug and Play Driver (included)  
Input: 9-15VAC  
Output: 6vdc @ D3=350mA, D7=700mA

**OTHER LAMP OPTIONS:**  
ESS/H - MR11 Halogen 12V Lamp  
ESS/M11L - MR11 LED Retrofit 12V Lamp (lamps vary by market - please refer to supplier for details)

[Click here for halogen specification sheet](#)

[Click here for 240v Remote Power Supply Guidance Charts](#)

[Click here for USA Remote Power Supply Guidance Charts](#)

# LUMINAIRE CONSTRUCTION

**CNC machined from one of the following metals:**

**Copper:**

Body: 45.5mm (1<sup>3/4</sup>") copper rod.  
 "U" Bracket: 12mm x 3mm (1/2" x 1/8") copper bar.  
 Spike: 11mm x 150mm (3/8" x 6") copper rod.

**316 Stainless Steel**

Body: 45.5mm (1<sup>3/4</sup>") stainless steel rod.  
 "U" Bracket: 12mm x 3mm (1/2" x 1/8") 316 stainless steel bar.  
 Spike: 11mm x 150mm (3/8" x 6") 316 stainless steel rod.

**Lens:**

6mm (1/4") extra clear low iron flush fit shatter resistant glass.  
 Lifetime Warranty.

**Gaskets:**

Silicone, iron impregnated 220°C (428°F)

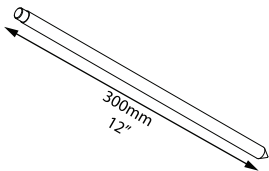
**Mounting:**

Ground spike 150mm (6") or 300mm (12") mounted directly into the earth.

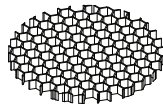
**Luminaire Weight:**

Cop: 0.550kg (1lb 3oz)  
 SS: 0.500kg (1lb 2oz)

## ACCESSORIES



300mm (12") Spike

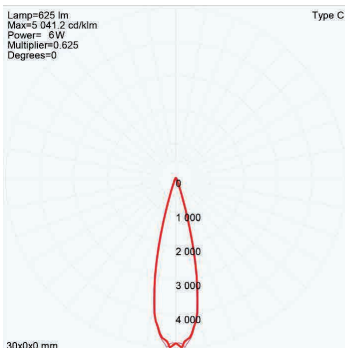


Hex Cell Louvre

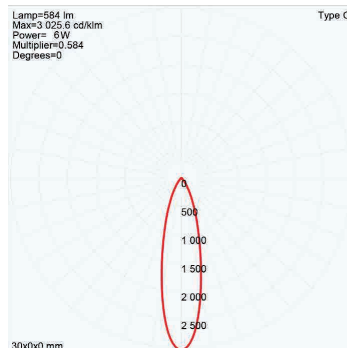
## BEAM ANGLES

High efficiency PMMA TIR lenses. Field replaceable

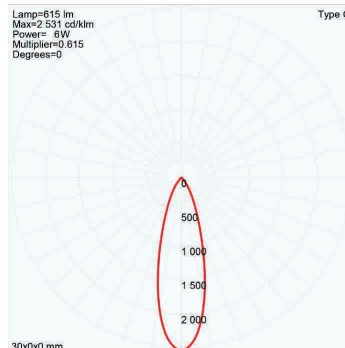
IES files available for download: [hunzalighting.com/downloads](http://hunzalighting.com/downloads)



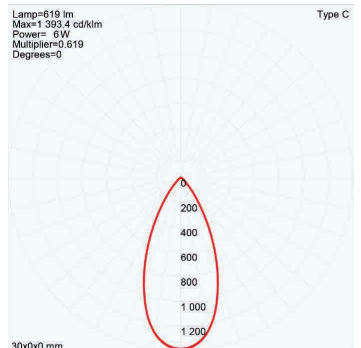
15° FWHM TIR



25° FWHM TIR



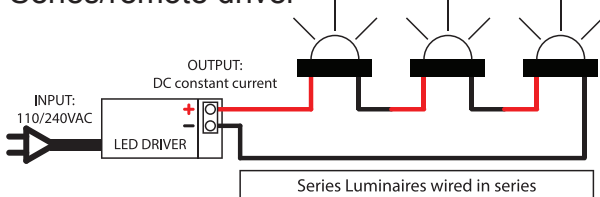
38° FWHM TIR



60° FWHM TIR

## WIRING GUIDE

**Series/remote driver**



Diagrams are a guide only, wire colours and polarity may change depending on fixture and country

Available for download: [hunzalighting.com/downloads](http://hunzalighting.com/downloads)

**12v integral driver**

