

Spike Spot Adjustable

PROJECT:

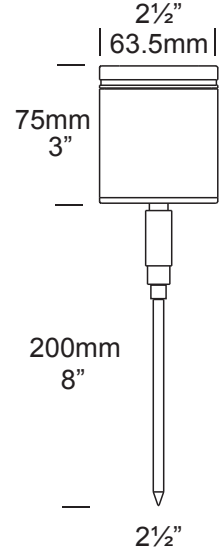
TYPE:

SOURCE:

NOTES:

PURELED SPECIFICATIONS


LED Chip	Cree XHP-50-2 Plug and Play field replaceable LED board
Luminaire Output	600 Lumens @ 1050mA (6 watts), 420 Lumens @ 700mA (4 watts), 240 Lumens @ 350mA (2 watts), delivered from luminaire with unobstructed beam.
Lumens Per Watt	100 Lumens minimum @ 6 watts, delivered from luminaire with unobstructed beam
CRI (3000K)	90+
Colour Temperatures	2700K, 3000K, 4000K
Beam Angles	15, 25, 38, 60
Ingress Protection	IP66/IP67
Warranty	Electronics = 5 years Body Cop/ SS = 10 years Body Aluminium = 5 years
Standards	AS/NZS 61046 cUL 1838, 2108 CSA C22.2 No. 250.7, No. 250.0-08 CE



PRODUCT CONFIGURATION

Please fill in appropriate codes into boxes provided

Cat. No. SS/A/L



- S SERIES, REMOTE DRIVER
- D3 12VAC, 2W INTEGRAL
- D7 12VAC, 4W INTEGRAL
- D10 12VAC, 6W INTEGRAL

SERIES, REMOTE DRIVER REQUIRED:
Constant current driver
Individual fixtures require 6vdc @ 1050mA maximum

12VAC INTEGRAL DRIVER:
Hunza integrated plug and play driver (included)
Input: 9-15VAC, 7watt total
Output: 6vdc @ D3=350mA, D7=700mA, D10=1050mA (1050mA limited to ≤ 40°C (104°F) ambient temperature in stainless steel)

- Material/Finish**
- | | | | | |
|-----------|-------|-----------------|----|-----|
| ALUMINIUM | EBK | BLACK | 15 | 15° |
| | EBZ | BRONZE | 25 | 25° |
| | EOGR | OLIVE GREEN | 38 | 38° |
| | EWH | WHITE | 60 | 60° |
| | EWB | WHITE BIRCH | | |
| | EDG | DARK GREY | | |
| | ESTAR | SILVER STAR | | |
| | ECT | CORTEN | | |
| | COP | SOLID COPPER | | |
| | SS | STAINLESS STEEL | | |

- Beam**
- | | |
|----|-----|
| 15 | 15° |
| 25 | 25° |
| 38 | 38° |
| 60 | 60° |
- Colour**
- | | |
|---|-------|
| 2 | 2700K |
| 3 | 3000K |
| 4 | 4000K |

- Accessories**
- | | |
|-----|-------------------|
| HCL | HEX CELL LOUVRE |
| SNT | SNOOT |
| GG | GLARE GUARD |
| LF | FROSTED LENS |
| 300 | 300mm SPIKE (12") |
| LKN | LOCKING KNUCKLE |
| CJK | CABLE JOINT KIT |

OTHER LAMP OPTIONS:

SS/A/H - MR16 Halogen 12V Lamp
 SS/ASL - MR16 LED Retrofit 12V Lamp (lamps vary by market - please refer to supplier for details)
 SS/A/GUH - GU10 120/240V Halogen Lamp (body length increases for all GU10 lamps)
 SS/A/GUSL - GU10 LED Retrofit 120/240V Lamp (lamps vary by market - please refer to supplier for details)

[Click here for halogen specification sheet](#)

[Click here for 240v Remote Power Supply Guidance Charts](#)
[Click here for USA Remote Power Supply Guidance Charts](#)

LUMINAIRE CONSTRUCTION

CNC machined from one of the following metals:

Aluminium:

Body: high corrosion resistant 63.5mm (2^{1/2}") x 10mm (3/8") aluminium.

End cap: solid aluminium 63.5mm (2^{1/2}") rod, with chromate substrate and high UV resistant polyester powder coat.

Colours:

Black, Bronze, Silver Star, White, White Birch, Olive Green, Dark Grey, Corten.

Copper:

Body: 63.5mm (2^{1/2}") x 10mm (3/8").

End cap: solid copper 63.5mm (2^{1/2}") rod.

316 Stainless Steel:

Body: 63.5mm (2^{1/2}") x 10mm (3/8").

End cap: solid 316 stainless steel 63.5 (2^{1/2}") rod.

Knuckles:

Aluminium and Copper luminaires - 360° rotation and 0-90° elevation, solid brass with anti rust spring.

Stainless Steel luminaires - 360° rotation and 0-90° elevation, full stainless steel construction.

Step Lens:

10mm (3/8") Extra clear, low iron, shatter resistant glass.

Lifetime warranty

Gaskets:

Silicone, iron impregnated 220°C (428°F)

Cable:

Water resistant rubber with HUNZA™ Anti-Syphon™ barrier system.

Mounting:

Ground spike 150mm (6") or 300mm (12") inserted directly into the earth.

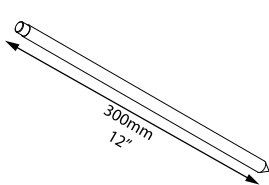
Luminaire Weight:

Alum: 0.800kg (1lb 12oz)

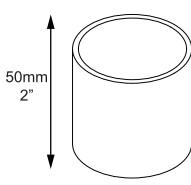
Cop: 1.700kg (3lb 12oz)

SS: 1.600kg (3lb 8oz)

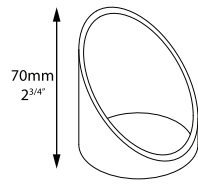
ACCESSORIES



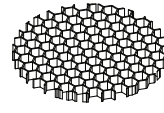
300mm (12") Spike



Snoot



Glare Guard



Hex Cell Louvre

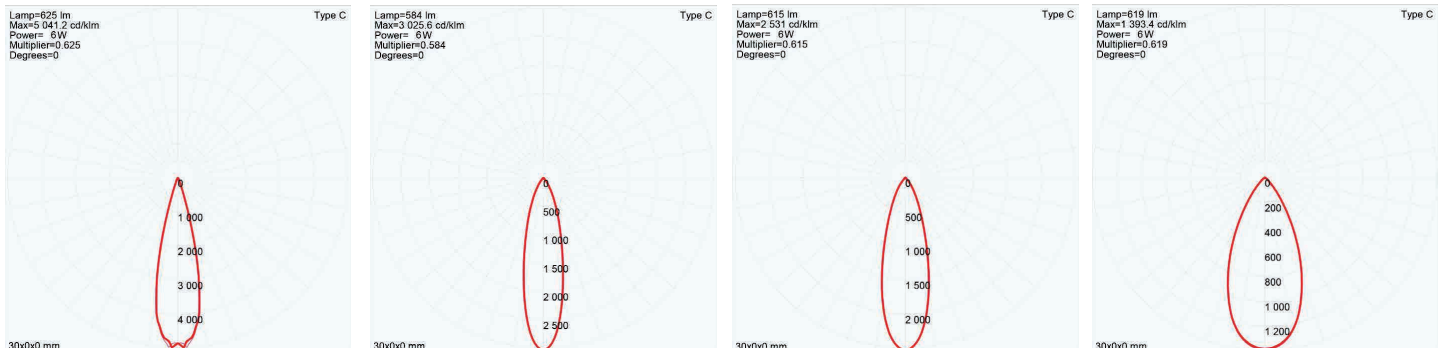


Locking Knuckle

BEAM ANGLES

High efficiency PMMA TIR lenses. Field replaceable

IES files available for download: hunzalighting.com/downloads



15° FWHM TIR

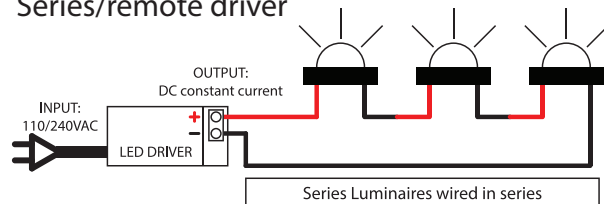
25° FWHM TIR

38° FWHM TIR

60° FWHM TIR

WIRING GUIDE

Series/remote driver



Diagrams are a guide only, wire colours and polarity may change depending on fixture and country

Available for download: hunzalighting.com/downloads

12v integral driver

