

Pole Spot ULTRA 35

PROJECT: _____

TYPE: _____

SOURCE: _____

NOTES: _____

SPECIFICATIONS



LED Chip	Cree CXA 1830 field replaceable LED board
Luminaire Output	2700 Lumens @ 700mA (26 watts) , Delivered from Luminaire with unobstructed beam.
Lumens Per Watt	100 Lumens minimum @ 26 watts, Delivered from Luminaire with unobstructed beam
CRI (3000K)	80 Standard, 90+ Optional
Colour Temperatures	2700K, 3000K, 4000K
Beam Angles	13, 20, 25, 34
Ingress Protection	IP66
Warranty	Electronics = 5 years Body Aluminium = 5 years
Standards	BS/EN 60598.2.2 cUL 1598, CSA C22.2 No. 250.0 CE

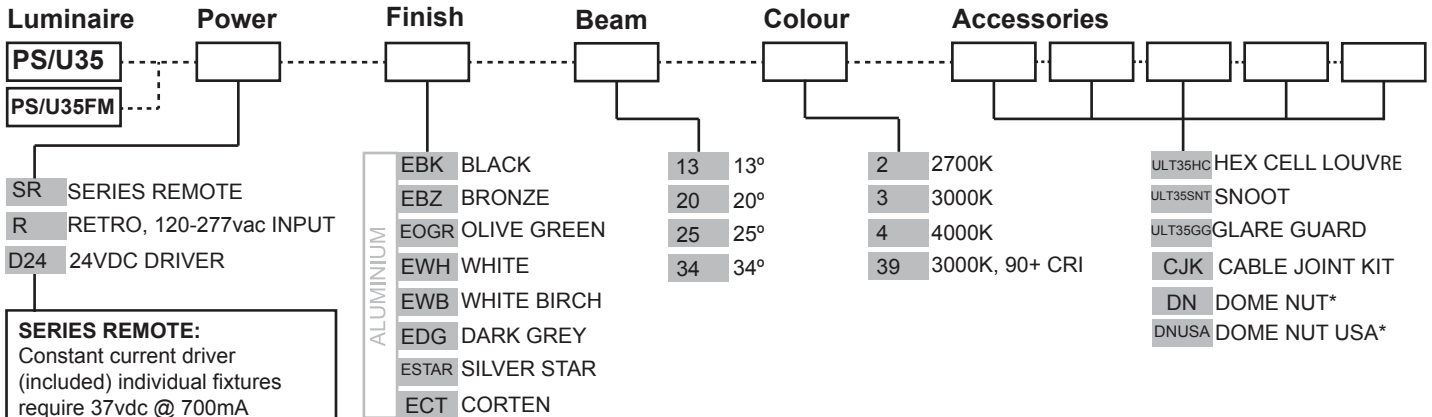


*custom pole lengths range from 150mm (6") to 2000mm (6ft 8")

PRODUCT CONFIGURATION

Please fill in appropriate codes into boxes provided

Cat. No. PS/U35



SERIES REMOTE:
Constant current driver (included) individual fixtures require 37vdc @ 700mA maximum.

RETRO 110-277vac DRIVER:
Constant current driver (included).
Input: 120, 240, 277 volts.
Output: 30 watts total 37vdc @ 700mA 0-10 volt dimming.

24VDC DRIVER:
Input: 24vdc.
Output: 36vdc @ 700mA constant current (non dimming).
Note: not for USA.

*Only available for Flange Mount version

ADDITIONAL COMMENTS: _____

LUMINAIRE CONSTRUCTION

CNC machined from one of the following metals:

Body - solid high corrosion resistant 101mm (4") aluminium rod.
 Base - high corrosion resistant 101mm (4") aluminium Rod.
 Finished with chromate substrate, Epoxy layer and a UV resistant polyester powder coat colour.
 Fixings and Mechanism - made from 316 Stainless Steel

Colours:

Black, Bronze, Silver Star, White, Birch, Olive Green, Dark Grey, Corten.

Step Lens:

12mm (1/2") Extra clear, low iron, shatter resistant glass.
 Lifetime warranty

Gaskets:

Silicone, iron impregnated 220°C (428°F)

Cable:

Water resistant rubber

Adjustability:

The fully adjustable head allows 360 degrees rotation and 0-120 degrees elevation and can then be fixed in place using the inbuilt locking mechanism.

Mounting:

The mounting plate is fixed to the surface using three stainless screws. The luminaire is then fixed to the mounting plate.

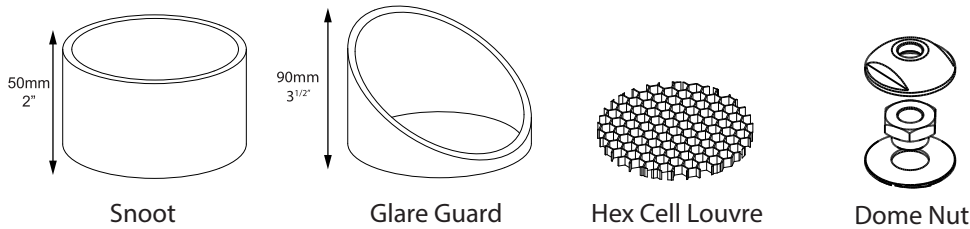
Dome Nut - for use with M12 J-bolts.

Dome Nut USA - for use with 1/2" UNC 13 TPI J-bolts.

Luminaire Weight:

4kg (9 lbs)

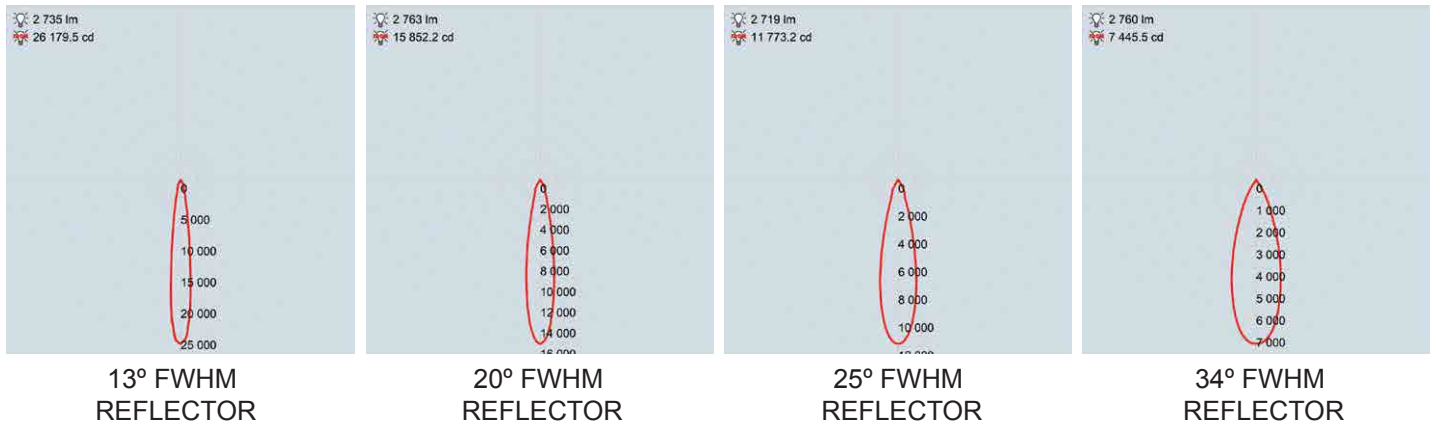
ACCESSORIES



BEAM ANGLES

High efficiency Reflectors. Field replaceable

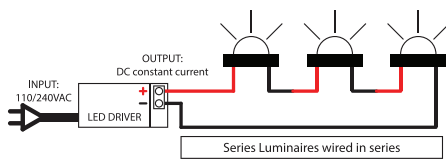
IES files available for download: hunzalighting.com/downloads



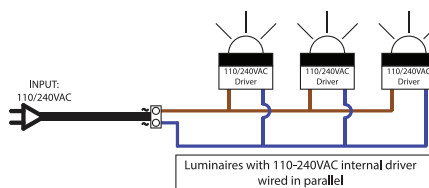
WIRING GUIDE

Available for download: hunzalighting.com/downloads

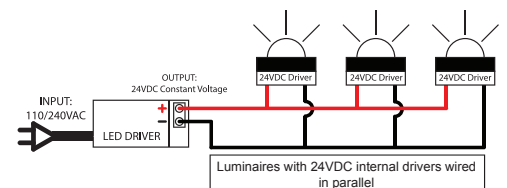
Series/remote driver



110/240v integral driver



24vdc integral driver



Diagrams are a guide only, wire colours and polarity may change depending on fixture and country